

TRAFFIC ANALYSIS REPORT

For Project: Alta Vista Way
 Project Notes:
 Location/Name: Merged
 Report Generated: 02/28/2022 14:22
 Speed Intervals 1 MPH
 Time Intervals 2
 Traffic Report From 02/18/2022 00:00:00 through 02/24/2022 23:59:59
 85th Percentile Speed 35 MPH
 85th Percentile Vehicles 3505
 Max Speed 59 MPH on 02/23/2022 16:04:01
 Total Vehicles 4124
 AADT: 589

Volumes - weekly counts

Time	5 Day	7 Day
Average Daily	600	589
AM Peak 11:00	44	45
PM Peak 02:00	63	60

Speed

Speed Limit: 25
 85th Percentile Speed: 35
 Average Speed: 29.92

	Monday	Tuesday	Wednesday	Thursday	Friday	Saturday	Sunday
Count over limit	557	408	511	464	542	510	454
% over limit	87.7	80.6	79.1	81.8	83.5	86.6	85.3
Avg Speeder	31.7	31.4	31.0	31.0	31.7	31.7	31.6

Class Counts

	Number	%
VEH_SM	5	0.1
VEH_MED	4009	97.2
VEH_LG	110	2.7

[VEH_SM=motorcycle, VEH_MED = sedan, VEH_LG = truck]

Hour	2022-02-14	to	2022-02-20							Week Day Avg	Weekend Avg	Week Day 85% Avg Speed
	Monday 2022-02-14	Tuesday 2022-02-15	Wednesday 2022-02-16	Thrusday 2022-02-17	Friday 2022-02-18	Saturday 2022-02-19	Sunday 2022-02-20					
0 - 1	*	*	*	*	1	2	2	1	2	32		
1 - 2	*	*	*	*	*	2	1	0	1.5	0		
2 - 3	*	*	*	*	*	*	*	0	0	0		
3 - 4	*	*	*	*	*	*	*	0	0	0		
4 - 5	*	*	*	*	*	*	*	0	0	0		
5 - 6	*	*	*	*	3	*	*	3	0	31		
6 - 7	*	*	*	*	6	3	4	6	3.5	33		
7 - 8	*	*	*	*	41	8	5	41	6.5	34		
8 - 9	*	*	*	*	31	21	18	31	19.5	33		
9 - 10	*	*	*	*	30	32	27	30	29.5	33		
10 - 11	*	*	*	*	39	60	27	39	43.5	32.5		
11 - 12	*	*	*	*	49	64	31	49	47.5	33.5		
12 - 13	*	*	*	*	44	52	47	44	49.5	35		
13 - 14	*	*	*	*	44	60	51	44	55.5	33.8		
14 - 15	*	*	*	*	80	44	52	80	48	37		
15 - 16	*	*	*	*	80	47	53	80	50	35.3		
16 - 17	*	*	*	*	52	68	57	52	62.5	35.7		
17 - 18	*	*	*	*	59	53	66	59	59.5	33.8		
18 - 19	*	*	*	*	49	33	43	49	38	35.3		
19 - 20	*	*	*	*	14	14	27	14	20.5	31		
20 - 21	*	*	*	*	14	6	8	14	7	38		
21 - 22	*	*	*	*	7	10	5	7	7.5	37		
22 - 23	*	*	*	*	4	7	5	4	6	34		
23 - 24	*	*	*	*	2	3	3	2	3	33		
Totals	0	0	0	0	649	589	532					
% of Total	0%	0%	0%	0%	36.67%	33.28%	30.06%					

Hour	2022-02-21	to	2022-02-27				Week Day Avg	Weekend Avg	Week Day 85% Avg Speed	
	Monday 2022-02-21	Tuesday 2022-02-22	Wednesday 2022-02-23	Thursday 2022-02-24	Friday 2022-02-25	Saturday 2022-02-26				Sunday 2022-02-27
0 - 1	1	*	1	1	*	*	*	1	0	29.33
1 - 2	*	*	*	*	*	*	*	0	0	0
2 - 3	2	*	*	2	*	*	*	2	0	43
3 - 4	*	*	1	*	*	*	*	1	0	32
4 - 5	1	*	*	1	*	*	*	1	0	33
5 - 6	3	2	3	2	*	*	*	2.5	0	25.75
6 - 7	5	5	8	6	*	*	*	6	0	32.62
7 - 8	18	29	43	46	*	*	*	34	0	33.7
8 - 9	27	22	24	28	*	*	*	25.25	0	32.05
9 - 10	31	24	19	12	*	*	*	21.5	0	32.62
10 - 11	36	18	32	24	*	*	*	27.5	0	34.17
11 - 12	60	34	45	33	*	*	*	43	0	33.05
12 - 13	55	48	37	46	*	*	*	46.5	0	33.28
13 - 14	48	35	62	38	*	*	*	45.75	0	33.38
14 - 15	60	50	71	55	*	*	*	59	0	34.67
15 - 16	63	57	60	51	*	*	*	57.75	0	34
16 - 17	59	56	64	67	*	*	*	61.5	0	33.3
17 - 18	72	45	67	53	*	*	*	59.25	0	33.65
18 - 19	40	40	52	41	*	*	*	43.25	0	33.3
19 - 20	28	17	27	20	*	*	*	23	0	32.12
20 - 21	13	11	19	29	*	*	*	18	0	34.25
21 - 22	10	8	5	9	*	*	*	8	0	32.88
22 - 23	2	3	5	2	*	*	*	3	0	37.5
23 - 24	1	2	1	1	*	*	*	1.25	0	26
Totals	635	506	646	567	0	0	0			
% of Total	26.98%	21.5%	27.44%	24.09%	0%	0%	0%			

Feb 2022										
Hour	Monday	Tuesday	Wednesday	Thursday	Friday	Saturday	Sunday	Week Day Avg	Weekend Avg	Week Day 85% Avg Speed
0 - 1	1	*	1	1	1	2	2	1	2	30
1 - 2	*	*	*	*	*	2	1	0	1.5	0
2 - 3	2	*	*	2	*	*	*	2	0	43
3 - 4	*	*	1	*	*	*	*	1	0	32
4 - 5	1	*	*	1	*	*	*	1	0	33
5 - 6	3	2	3	2	3	*	*	2.6	0	26.8
6 - 7	5	5	8	6	6	3	4	6	3.5	32.7
7 - 8	18	29	43	46	41	8	5	35.4	6.5	33.76
8 - 9	27	22	24	28	31	21	18	26.4	19.5	32.24
9 - 10	31	24	19	12	30	32	27	23.2	29.5	32.7
10 - 11	36	18	32	24	39	60	27	29.8	43.5	33.84
11 - 12	60	34	45	33	49	64	31	44.2	47.5	33.14
12 - 13	55	48	37	46	44	52	47	46	49.5	33.62
13 - 14	48	35	62	38	44	60	51	45.4	55.5	33.46
14 - 15	60	50	71	55	80	44	52	63.2	48	35.14
15 - 16	63	57	60	51	80	47	53	62.2	50	34.26
16 - 17	59	56	64	67	52	68	57	59.6	62.5	33.78
17 - 18	72	45	67	53	59	53	66	59.2	59.5	33.68
18 - 19	40	40	52	41	49	33	43	44.4	38	33.7
19 - 20	28	17	27	20	14	14	27	21.2	20.5	31.9
20 - 21	13	11	19	29	14	6	8	17.2	7	35
21 - 22	10	8	5	9	7	10	5	7.8	7.5	33.7
22 - 23	2	3	5	2	4	7	5	3.2	6	36.8
23 - 24	1	2	1	1	2	3	3	1.4	3	27.4
Totals	635	506	646	567	649	589	532			
% of Total	15.4%	12.27%	15.66%	13.75%	15.74%	14.28%	12.9%			

	2022-02-14	to	2022-02-20							
	Monday	Tuesday	Wednesday	Thursday	Friday	Saturday	Sunday	Week	Weekend	Week Day 85%
Hour	2022-02-14	2022-02-15	2022-02-16	2022-02-17	2022-02-18	2022-02-19	2022-02-20	Day Avg	Avg	Avg Speed
0 - 1	*	*	*	*	32	33	36	32	34.5	32
1 - 2	*	*	*	*	*	33	20	0	26.5	0
2 - 3	*	*	*	*	*	*	*	0	0	0
3 - 4	*	*	*	*	*	*	*	0	0	0
4 - 5	*	*	*	*	*	*	*	0	0	0
5 - 6	*	*	*	*	24.67	*	*	24.67	0	31
6 - 7	*	*	*	*	30.17	32	26.25	30.17	29.12	33
7 - 8	*	*	*	*	29.56	26.62	31.2	29.56	28.91	34
8 - 9	*	*	*	*	27.9	29.52	29.72	27.9	29.62	33
9 - 10	*	*	*	*	28.37	30.53	30.44	28.37	30.49	33
10 - 11	*	*	*	*	26.59	30.87	29.96	26.59	30.41	32.5
11 - 12	*	*	*	*	29.24	31.05	30.52	29.24	30.78	33.5
12 - 13	*	*	*	*	30.73	30.48	30.3	30.73	30.39	35
13 - 14	*	*	*	*	29.39	29.98	30.73	29.39	30.35	33.8
14 - 15	*	*	*	*	31.3	29.23	29.02	31.3	29.12	37
15 - 16	*	*	*	*	30.91	30.04	30.06	30.91	30.05	35.3
16 - 17	*	*	*	*	30.35	30.46	30.28	30.35	30.37	35.7
17 - 18	*	*	*	*	30.75	30.74	30.64	30.75	30.69	33.8
18 - 19	*	*	*	*	31.29	31	30.42	31.29	30.71	35.3
19 - 20	*	*	*	*	29.29	31.14	30.26	29.29	30.7	31
20 - 21	*	*	*	*	32	33.17	31.75	32	32.46	38
21 - 22	*	*	*	*	33.71	29.5	31.2	33.71	30.35	37
22 - 23	*	*	*	*	31.5	32	30.2	31.5	31.1	34
23 - 24	*	*	*	*	27	32	30.67	27	31.33	33

	2022-02-21	to	2022-02-27							
	Monday	Tuesday	Wednesday	Thursday	Friday	Saturday	Sunday	Week	Weekend	Week Day 85%
Hour	2022-02-21	2022-02-22	2022-02-23	2022-02-24	2022-02-25	2022-02-26	2022-02-27	Day Avg	Avg	Avg Speed
0 - 1	38	*	29	21	*	*	*	29.33	0	29.33
1 - 2	*	*	*	*	*	*	*	0	0	0
2 - 3	39	*	*	34.5	*	*	*	36.75	0	43
3 - 4	*	*	32	*	*	*	*	32	0	32
4 - 5	37	*	*	29	*	*	*	33	0	33
5 - 6	21	24.5	22.33	23	*	*	*	22.71	0	25.75
6 - 7	30.4	30	27.38	31.83	*	*	*	29.9	0	32.62
7 - 8	29.72	30.72	27.49	30.43	*	*	*	29.59	0	33.7
8 - 9	30.41	28.41	23.88	29.43	*	*	*	28.03	0	32.05
9 - 10	31.35	29.58	25.89	30.58	*	*	*	29.35	0	32.62
10 - 11	30.92	32.61	28.56	29.62	*	*	*	30.43	0	34.17
11 - 12	30.68	30	28.6	28.97	*	*	*	29.56	0	33.05
12 - 13	30.65	29.92	30.92	27.5	*	*	*	29.75	0	33.28
13 - 14	29.27	30.09	28.61	30.26	*	*	*	29.56	0	33.38
14 - 15	31.22	30.92	29.1	30.6	*	*	*	30.46	0	34.67
15 - 16	30.37	30.51	28.82	28.92	*	*	*	29.65	0	34
16 - 17	30.41	29.59	30.09	28.24	*	*	*	29.58	0	33.3
17 - 18	29.49	29.47	30.97	30.32	*	*	*	30.06	0	33.65
18 - 19	30.62	27.08	29.33	30.32	*	*	*	29.34	0	33.3
19 - 20	32.32	25.59	29.19	29.55	*	*	*	29.16	0	32.12
20 - 21	32.08	32.64	28.84	29.34	*	*	*	30.73	0	34.25
21 - 22	29.1	26.88	27.8	31.22	*	*	*	28.75	0	32.88
22 - 23	37	32.33	33.2	28	*	*	*	32.63	0	37.5
23 - 24	29	28.5	27	18	*	*	*	25.62	0	26

Feb 2022										
Hour	Monday	Tuesday	Wednesday	Thursday	Friday	Saturday	Sunday	Week Day Avg	Weekend Avg	Week Day 85% Avg Speed
0 - 1	38	*	29	21	32	33	36	30	34.5	30
1 - 2	*	*	*	*	*	33	20	0	26.5	0
2 - 3	39	*	*	34.5	*	*	*	36.75	0	43
3 - 4	*	*	32	*	*	*	*	32	0	32
4 - 5	37	*	*	29	*	*	*	33	0	33
5 - 6	21	24.5	22.33	23	24.67	*	*	23.1	0	26.8
6 - 7	30.4	30	27.38	31.83	30.17	32	26.25	29.95	29.12	32.7
7 - 8	29.72	30.72	27.49	30.43	29.56	26.62	31.2	29.59	28.91	33.76
8 - 9	30.41	28.41	23.88	29.43	27.9	29.52	29.72	28	29.62	32.24
9 - 10	31.35	29.58	25.89	30.58	28.37	30.53	30.44	29.16	30.49	32.7
10 - 11	30.92	32.61	28.56	29.62	26.59	30.87	29.96	29.66	30.41	33.84
11 - 12	30.68	30	28.6	28.97	29.24	31.05	30.52	29.5	30.78	33.14
12 - 13	30.65	29.92	30.92	27.5	30.73	30.48	30.3	29.94	30.39	33.62
13 - 14	29.27	30.09	28.61	30.26	29.39	29.98	30.73	29.52	30.35	33.46
14 - 15	31.22	30.92	29.1	30.6	31.3	29.23	29.02	30.63	29.12	35.14
15 - 16	30.37	30.51	28.82	28.92	30.91	30.04	30.06	29.9	30.05	34.26
16 - 17	30.41	29.59	30.09	28.24	30.35	30.46	30.28	29.73	30.37	33.78
17 - 18	29.49	29.47	30.97	30.32	30.75	30.74	30.64	30.2	30.69	33.68
18 - 19	30.62	27.08	29.33	30.32	31.29	31	30.42	29.73	30.71	33.7
19 - 20	32.32	25.59	29.19	29.55	29.29	31.14	30.26	29.19	30.7	31.9
20 - 21	32.08	32.64	28.84	29.34	32	33.17	31.75	30.98	32.46	35
21 - 22	29.1	26.88	27.8	31.22	33.71	29.5	31.2	29.74	30.35	33.7
22 - 23	37	32.33	33.2	28	31.5	32	30.2	32.41	31.1	36.8
23 - 24	29	28.5	27	18	27	32	30.67	25.9	31.33	27.4

	2022-02-14	to	2022-02-20							
	Monday	Tuesday	Wednesday	Thursday	Friday	Saturday	Sunday	Week	Weekend	Week Day 85%
Hour	2022-02-14	2022-02-15	2022-02-16	2022-02-17	2022-02-18	2022-02-19	2022-02-20	Day Avg	Avg	Avg Speed
0 - 1	*	*	*	*	32	37	42	32	39.5	32
1 - 2	*	*	*	*	*	33	20	0	26.5	0
2 - 3	*	*	*	*	*	*	*	0	0	0
3 - 4	*	*	*	*	*	*	*	0	0	0
4 - 5	*	*	*	*	*	*	*	0	0	0
5 - 6	*	*	*	*	31	*	*	31	0	31
6 - 7	*	*	*	*	33	34	26	33	30	33
7 - 8	*	*	*	*	34	32	31	34	31.5	34
8 - 9	*	*	*	*	33	32	35	33	33.5	33
9 - 10	*	*	*	*	33	34	36.5	33	35.25	33
10 - 11	*	*	*	*	32.5	34	34	32.5	34	32.5
11 - 12	*	*	*	*	33.5	34.9	33	33.5	33.95	33.5
12 - 13	*	*	*	*	35	34.8	34.3	35	34.55	35
13 - 14	*	*	*	*	33.8	34	34.3	33.8	34.15	33.8
14 - 15	*	*	*	*	37	33	34.3	37	33.65	37
15 - 16	*	*	*	*	35.3	33.8	34.5	35.3	34.15	35.3
16 - 17	*	*	*	*	35.7	34.2	34.5	35.7	34.35	35.7
17 - 18	*	*	*	*	33.8	34.2	34.5	33.8	34.35	33.8
18 - 19	*	*	*	*	35.3	35	34.7	35.3	34.85	35.3
19 - 20	*	*	*	*	31	36	35	31	35.5	31
20 - 21	*	*	*	*	38	35	33	38	34	38
21 - 22	*	*	*	*	37	32	31	37	31.5	37
22 - 23	*	*	*	*	34	36	32	34	34	34
23 - 24	*	*	*	*	33	37	32	33	34.5	33

	2022-02-21	to	2022-02-27							
	Monday	Tuesday	Wednesday	Thursday	Friday	Saturday	Sunday	Week	Weekend	Week Day 85%
Hour	2022-02-21	2022-02-22	2022-02-23	2022-02-24	2022-02-25	2022-02-26	2022-02-27	Day Avg	Avg	Avg Speed
0 - 1	38	*	29	21	*	*	*	29.33	0	29.33
1 - 2	*	*	*	*	*	*	*	0	0	0
2 - 3	46	*	*	40	*	*	*	43	0	43
3 - 4	*	*	32	*	*	*	*	32	0	32
4 - 5	37	*	*	29	*	*	*	33	0	33
5 - 6	24	29	24	26	*	*	*	25.75	0	25.75
6 - 7	32	34.5	31	33	*	*	*	32.62	0	32.62
7 - 8	33	34.3	33	34.5	*	*	*	33.7	0	33.7
8 - 9	34.5	33	27.7	33	*	*	*	32.05	0	32.05
9 - 10	35	33	28	34.5	*	*	*	32.62	0	32.62
10 - 11	34.5	36	33	33.2	*	*	*	34.17	0	34.17
11 - 12	33.9	34	31.8	32.5	*	*	*	33.05	0	33.05
12 - 13	34.8	33.5	33.8	31	*	*	*	33.28	0	33.28
13 - 14	33.7	33.3	32.8	33.7	*	*	*	33.38	0	33.38
14 - 15	35	34.6	34.6	34.5	*	*	*	34.67	0	34.67
15 - 16	34	34.8	33.7	33.5	*	*	*	34	0	34
16 - 17	34	33.8	33.2	32.2	*	*	*	33.3	0	33.3
17 - 18	33.2	33	34.7	33.7	*	*	*	33.65	0	33.65
18 - 19	34.8	31.2	33	34.2	*	*	*	33.3	0	33.3
19 - 20	36	28	32	32.5	*	*	*	32.12	0	32.12
20 - 21	36	36.5	32.5	32	*	*	*	34.25	0	34.25
21 - 22	32	29	31.5	39	*	*	*	32.88	0	32.88
22 - 23	44	37	37	32	*	*	*	37.5	0	37.5
23 - 24	29	30	27	18	*	*	*	26	0	26

Feb 2022										
Hour	Monday	Tuesday	Wednesday	Thursday	Friday	Saturday	Sunday	Week Day Avg	Weekend Avg	Week Day 85% Avg Speed
0 - 1	38	*	29	21	32	37	42	30	39.5	30
1 - 2	*	*	*	*	*	33	20	0	26.5	0
2 - 3	46	*	*	40	*	*	*	43	0	43
3 - 4	*	*	32	*	*	*	*	32	0	32
4 - 5	37	*	*	29	*	*	*	33	0	33
5 - 6	24	29	24	26	31	*	*	26.8	0	26.8
6 - 7	32	34.5	31	33	33	34	26	32.7	30	32.7
7 - 8	33	34.3	33	34.5	34	32	31	33.76	31.5	33.76
8 - 9	34.5	33	27.7	33	33	32	35	32.24	33.5	32.24
9 - 10	35	33	28	34.5	33	34	36.5	32.7	35.25	32.7
10 - 11	34.5	36	33	33.2	32.5	34	34	33.84	34	33.84
11 - 12	33.9	34	31.8	32.5	33.5	34.9	33	33.14	33.95	33.14
12 - 13	34.8	33.5	33.8	31	35	34.8	34.3	33.62	34.55	33.62
13 - 14	33.7	33.3	32.8	33.7	33.8	34	34.3	33.46	34.15	33.46
14 - 15	35	34.6	34.6	34.5	37	33	34.3	35.14	33.65	35.14
15 - 16	34	34.8	33.7	33.5	35.3	33.8	34.5	34.26	34.15	34.26
16 - 17	34	33.8	33.2	32.2	35.7	34.2	34.5	33.78	34.35	33.78
17 - 18	33.2	33	34.7	33.7	33.8	34.2	34.5	33.68	34.35	33.68
18 - 19	34.8	31.2	33	34.2	35.3	35	34.7	33.7	34.85	33.7
19 - 20	36	28	32	32.5	31	36	35	31.9	35.5	31.9
20 - 21	36	36.5	32.5	32	38	35	33	35	34	35
21 - 22	32	29	31.5	39	37	32	31	33.7	31.5	33.7
22 - 23	44	37	37	32	34	36	32	36.8	34	36.8
23 - 24	29	30	27	18	33	37	32	27.4	34.5	27.4

Starting Hour	Count	Average Speed of all Traffic	Violator Counts	Average Speed of Violators
00:00:00	8	32.3	7	33.9
01:00:00	3	28.7	2	33.0
02:00:00	4	36.8	4	36.8
03:00:00	1	32.0	1	32.0
04:00:00	2	33.0	2	33.0
05:00:00	13	23.0	3	28.7
06:00:00	37	29.6	30	31.1
07:00:00	190	29.4	154	31.4
08:00:00	171	28.4	121	30.9
09:00:00	175	29.7	143	31.2
10:00:00	236	29.8	193	31.5
11:00:00	316	30.0	277	31.1
12:00:00	329	30.1	279	31.4
13:00:00	338	29.7	277	31.4
14:00:00	412	30.3	347	31.9
15:00:00	411	30.0	342	31.7
16:00:00	423	29.9	354	31.3
17:00:00	415	30.4	369	31.4
18:00:00	298	30.0	243	31.6
19:00:00	147	29.8	124	31.0
20:00:00	100	30.8	93	31.3
21:00:00	54	29.9	45	31.5
22:00:00	28	31.9	25	32.8
23:00:00	13	28.7	11	30.4

Date	Starting Hr:min	<15	15 to <20	20 to <25	25 to <30	30 to <35	35 to <40	40 to <45	45 to <50	50 to <55	55 to <60	60 to <65	65 to <70	70 to <75	75 to <80	80 to <85	85 to <90	90 to <95	95 to >100	Total Counts	85pct Speed	10MPH Pace	% in pace	# of Speeders	% Speeders	VEH_SM	VEH_MED	VEH_LG
2/18/2022	00:00	0	0	0	0	1	0	0	0	0	0	0	0	0	0	0	0	0	0	1	32	22 to 32	100.0	1	100.0	0	1	0
2/18/2022	01:00	*	*	*	*	*	*	*	*	*	*	*	*	*	*	*	*	*	*	*	*	*	*	*	*	*	*	*
2/18/2022	02:00	*	*	*	*	*	*	*	*	*	*	*	*	*	*	*	*	*	*	*	*	*	*	*	*	*	*	*
2/18/2022	03:00	*	*	*	*	*	*	*	*	*	*	*	*	*	*	*	*	*	*	*	*	*	*	*	*	*	*	*
2/18/2022	04:00	*	*	*	*	*	*	*	*	*	*	*	*	*	*	*	*	*	*	*	*	*	*	*	*	*	*	*
2/18/2022	05:00	0	1	1	0	1	0	0	0	0	0	0	0	0	0	0	0	0	0	3	31	13 to 23	66.7	1	33.3	0	3	0
2/18/2022	06:00	0	0	1	2	3	0	0	0	0	0	0	0	0	0	0	0	0	0	6	33	24 to 34	100.0	5	83.3	0	6	0
2/18/2022	07:00	1	2	7	12	13	6	0	0	0	0	0	0	0	0	0	0	0	0	41	34	24 to 34	73.2	31	75.6	0	38	3
2/18/2022	08:00	1	2	7	9	12	0	0	0	0	0	0	0	0	0	0	0	0	0	31	33	25 to 35	74.2	21	67.7	0	28	3
2/18/2022	09:00	1	1	7	9	11	0	1	0	0	0	0	0	0	0	0	0	0	0	30	33	23 to 33	73.3	21	70.0	0	25	5
2/18/2022	10:00	3	3	8	14	10	1	0	0	0	0	0	0	0	0	0	0	0	0	39	32.5	23 to 33	66.7	25	64.1	0	35	4
2/18/2022	11:00	1	1	6	20	18	3	0	0	0	0	0	0	0	0	0	0	0	0	49	33.5	24 to 34	81.6	41	83.7	0	44	5
2/18/2022	12:00	0	1	4	13	19	7	0	0	0	0	0	0	0	0	0	0	0	0	44	35	27 to 37	75.0	39	88.6	0	41	3
2/18/2022	13:00	2	0	7	18	11	6	0	0	0	0	0	0	0	0	0	0	0	0	44	33.8	24 to 34	75.0	35	79.5	0	41	3
2/18/2022	14:00	1	1	8	28	21	18	2	1	0	0	0	0	0	0	0	0	0	0	80	37	27 to 37	68.8	70	87.5	0	78	2
2/18/2022	15:00	0	0	12	25	30	13	0	0	0	0	0	0	0	0	0	0	0	0	80	35.3	25 to 35	72.5	68	85.0	0	78	2
2/18/2022	16:00	1	1	5	19	16	10	0	0	0	0	0	0	0	0	0	0	0	0	52	35.7	27 to 37	80.8	45	86.5	0	50	2
2/18/2022	17:00	0	1	3	28	22	4	1	0	0	0	0	0	0	0	0	0	0	0	59	33.8	26 to 36	88.1	55	93.2	0	59	0
2/18/2022	18:00	0	0	4	18	19	8	0	0	0	0	0	0	0	0	0	0	0	0	49	35.3	27 to 37	83.7	45	91.8	0	49	0
2/18/2022	19:00	0	0	0	9	4	1	0	0	0	0	0	0	0	0	0	0	0	0	14	31	22 to 32	92.9	14	100.0	0	14	0
2/18/2022	20:00	0	0	1	7	2	2	2	0	0	0	0	0	0	0	0	0	0	0	14	38	23 to 33	71.4	13	92.9	0	14	0
2/18/2022	21:00	0	0	0	1	3	3	0	0	0	0	0	0	0	0	0	0	0	0	7	37	28 to 38	100.0	7	100.0	0	7	0
2/18/2022	22:00	0	0	0	2	2	0	0	0	0	0	0	0	0	0	0	0	0	0	4	34	25 to 35	100.0	4	100.0	0	4	0
2/18/2022	23:00	0	0	1	0	1	0	0	0	0	0	0	0	0	0	0	0	0	0	2	33	11 to 21	50.0	1	50.0	0	2	0
24 Hr Summary		11	14	82	234	219	82	6	1	0	0	0	0	0	0	0	0	0	0	649	35	25 to 35	73.2	542	83.5	0	617	32

Date	Starting Hr:min	<15	15 to <20	20 to <25	25 to <30	30 to <35	35 to <40	40 to <45	45 to <50	50 to <55	55 to <60	60 to <65	65 to <70	70 to <75	75 to <80	80 to <85	85 to <90	90 to <95	95 to >100	Total Counts	85pct Speed	10MPH Pace	% in pace	# of Speeders	% Speeders	VEH_SM	VEH_MED	VEH_LG	
2/19/2022	00:00	0	0	0	1	0	1	0	0	0	0	0	0	0	0	0	0	0	0	2	37	27 to 37	100.0	2	100.0	0	2	0	
2/19/2022	01:00	0	0	0	0	2	0	0	0	0	0	0	0	0	0	0	0	0	0	2	33	23 to 33	100.0	2	100.0	0	2	0	
2/19/2022	02:00	*	*	*	*	*	*	*	*	*	*	*	*	*	*	*	*	*	*	*	*	*	*	*	*	*	*	*	*
2/19/2022	03:00	*	*	*	*	*	*	*	*	*	*	*	*	*	*	*	*	*	*	*	*	*	*	*	*	*	*	*	*
2/19/2022	04:00	*	*	*	*	*	*	*	*	*	*	*	*	*	*	*	*	*	*	*	*	*	*	*	*	*	*	*	*
2/19/2022	05:00	*	*	*	*	*	*	*	*	*	*	*	*	*	*	*	*	*	*	*	*	*	*	*	*	*	*	*	*
2/19/2022	06:00	0	0	0	1	2	0	0	0	0	0	0	0	0	0	0	0	0	0	3	34	24 to 34	100.0	3	100.0	0	3	0	
2/19/2022	07:00	0	2	0	4	2	0	0	0	0	0	0	0	0	0	0	0	0	0	8	32	23 to 33	75.0	6	75.0	0	7	1	
2/19/2022	08:00	0	0	4	8	9	0	0	0	0	0	0	0	0	0	0	0	0	0	21	32	24 to 34	95.2	17	81.0	0	20	1	
2/19/2022	09:00	0	0	5	9	16	2	0	0	0	0	0	0	0	0	0	0	0	0	32	34	25 to 35	87.5	27	84.4	0	30	2	
2/19/2022	10:00	0	2	6	17	29	4	1	0	1	0	0	0	0	0	0	0	0	0	60	34	25 to 35	80.0	52	86.7	0	60	0	
2/19/2022	11:00	0	1	5	21	28	9	0	0	0	0	0	0	0	0	0	0	0	0	64	34.9	26 to 36	82.8	58	90.6	0	62	2	
2/19/2022	12:00	0	1	6	19	19	7	0	0	0	0	0	0	0	0	0	0	0	0	52	34.8	27 to 37	80.8	45	86.5	0	52	0	
2/19/2022	13:00	2	0	9	18	25	6	1	0	0	0	0	0	0	0	0	0	0	0	61	34	24 to 34	77.0	50	82.0	0	61	0	
2/19/2022	14:00	0	2	6	16	14	5	0	0	0	0	0	0	0	0	0	0	0	0	43	33	23 to 33	74.4	35	81.4	0	43	0	
2/19/2022	15:00	2	0	5	16	21	3	0	0	0	0	0	0	0	0	0	0	0	0	47	33.8	25 to 35	85.1	40	85.1	0	47	0	
2/19/2022	16:00	0	1	7	25	29	6	0	0	0	0	0	0	0	0	0	0	0	0	68	34.2	27 to 37	83.8	60	88.2	0	68	0	
2/19/2022	17:00	1	0	3	20	24	4	1	0	0	0	0	0	0	0	0	0	0	0	53	34.2	25 to 35	86.8	49	92.5	0	52	1	
2/19/2022	18:00	0	1	5	12	10	2	1	1	1	0	0	0	0	0	0	0	0	0	33	35	23 to 33	69.7	27	81.8	0	33	0	
2/19/2022	19:00	0	0	1	6	4	3	0	0	0	0	0	0	0	0	0	0	0	0	14	36	28 to 38	85.7	13	92.9	0	14	0	
2/19/2022	20:00	0	0	0	2	3	1	0	0	0	0	0	0	0	0	0	0	0	0	6	35	28 to 38	100.0	6	100.0	0	6	0	
2/19/2022	21:00	0	0	1	5	3	1	0	0	0	0	0	0	0	0	0	0	0	0	10	32	23 to 33	90.0	9	90.0	0	10	0	
2/19/2022	22:00	0	0	1	2	1	3	0	0	0	0	0	0	0	0	0	0	0	0	7	36	27 to 37	85.7	6	85.7	0	7	0	
2/19/2022	23:00	0	0	0	1	1	1	0	0	0	0	0	0	0	0	0	0	0	0	3	37	23 to 33	66.7	3	100.0	0	3	0	
24 Hr Summary		5	10	64	203	242	58	4	1	2	0	0	0	0	0	0	0	0	0	589	35	26 to 36	78.9	510	86.6	0	582	7	

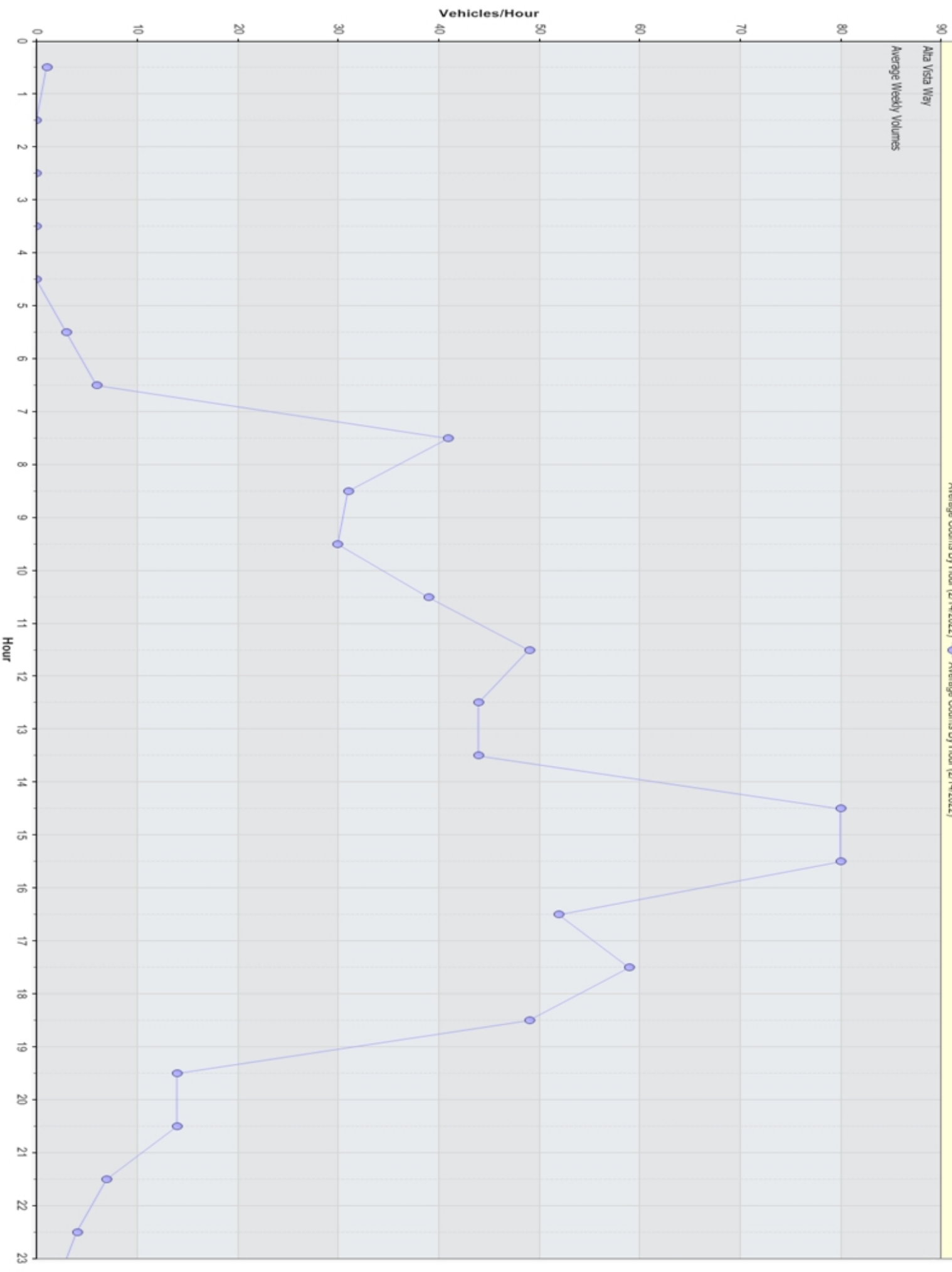
Date	Starting Hr:min	<15	15 to <20	20 to <25	25 to <30	30 to <35	35 to <40	40 to <45	45 to <50	50 to <55	55 to <60	60 to <65	65 to <70	70 to <75	75 to <80	80 to <85	85 to <90	90 to <95	95 to >100	Total Counts	85pct Speed	10MPH Pace	% in pace	# of Speeders	% Speeders	VEH_SM	VEH_MED	VEH_LG	
2/20/2022	00:00	0	0	0	1	0	0	1	0	0	0	0	0	0	0	0	0	0	0	2	42	20 to 30	50.0	2	100.0	0	2	0	
2/20/2022	01:00	0	1	0	0	0	0	0	0	0	0	0	0	0	0	0	0	0	0	1	20	10 to 20	100.0	*	*	0	1	0	
2/20/2022	02:00	*	*	*	*	*	*	*	*	*	*	*	*	*	*	*	*	*	*	*	*	*	*	*	*	*	*	*	*
2/20/2022	03:00	*	*	*	*	*	*	*	*	*	*	*	*	*	*	*	*	*	*	*	*	*	*	*	*	*	*	*	*
2/20/2022	04:00	*	*	*	*	*	*	*	*	*	*	*	*	*	*	*	*	*	*	*	*	*	*	*	*	*	*	*	*
2/20/2022	05:00	*	*	*	*	*	*	*	*	*	*	*	*	*	*	*	*	*	*	*	*	*	*	*	*	*	*	*	*
2/20/2022	06:00	0	1	1	1	1	0	0	0	0	0	0	0	0	0	0	0	0	0	4	26	16 to 26	75.0	2	50.0	0	4	0	
2/20/2022	07:00	0	0	0	2	3	0	0	0	0	0	0	0	0	0	0	0	0	0	5	31	24 to 34	100.0	5	100.0	0	5	0	
2/20/2022	08:00	0	2	1	6	6	3	0	0	0	0	0	0	0	0	0	0	0	0	18	35	26 to 36	77.8	15	83.3	0	18	0	
2/20/2022	09:00	0	0	0	19	3	4	1	0	0	0	0	0	0	0	0	0	0	0	27	36.5	22 to 32	81.5	27	100.0	0	27	0	
2/20/2022	10:00	0	0	7	5	12	3	0	0	0	0	0	0	0	0	0	0	0	0	27	34	23 to 33	74.1	20	74.1	0	26	1	
2/20/2022	11:00	0	0	2	12	15	2	0	0	0	0	0	0	0	0	0	0	0	0	31	33	25 to 35	90.3	29	93.5	0	30	1	
2/20/2022	12:00	0	0	6	17	19	5	0	0	0	0	0	0	0	0	0	0	0	0	47	34.3	25 to 35	83.0	41	87.2	0	47	0	
2/20/2022	13:00	1	1	4	16	23	4	1	1	0	0	0	0	0	0	0	0	0	0	51	34.3	25 to 35	78.4	45	88.2	0	50	1	
2/20/2022	14:00	1	3	9	16	19	3	1	0	0	0	0	0	0	0	0	0	0	0	52	34.3	25 to 35	75.0	39	75.0	0	52	0	
2/20/2022	15:00	1	1	4	19	21	7	0	0	0	0	0	0	0	0	0	0	0	0	53	34.5	26 to 36	86.8	47	88.7	0	52	1	
2/20/2022	16:00	0	1	8	17	25	6	0	0	0	0	0	0	0	0	0	0	0	0	57	34.5	25 to 35	78.9	48	84.2	0	56	1	
2/20/2022	17:00	0	2	6	27	23	4	3	1	0	0	0	0	0	0	0	0	0	0	66	34.5	25 to 35	78.8	58	87.9	0	66	0	
2/20/2022	18:00	0	2	6	12	18	4	1	0	0	0	0	0	0	0	0	0	0	0	43	34.7	25 to 35	76.7	35	81.4	0	43	0	
2/20/2022	19:00	0	1	5	7	10	3	1	0	0	0	0	0	0	0	0	0	0	0	27	35	23 to 33	74.1	21	77.8	0	26	1	
2/20/2022	20:00	0	0	0	3	4	0	1	0	0	0	0	0	0	0	0	0	0	0	8	33	23 to 33	87.5	8	100.0	0	8	0	
2/20/2022	21:00	0	0	0	2	2	1	0	0	0	0	0	0	0	0	0	0	0	0	5	31	27 to 37	100.0	5	100.0	0	5	0	
2/20/2022	22:00	0	0	1	1	2	1	0	0	0	0	0	0	0	0	0	0	0	0	5	32	22 to 32	80.0	4	80.0	0	5	0	
2/20/2022	23:00	0	0	0	2	1	0	0	0	0	0	0	0	0	0	0	0	0	0	3	32	22 to 32	100.0	3	100.0	0	3	0	
24 Hr Summary		3	15	60	185	207	50	10	2	0	0	0	0	0	0	0	0	0	0	532	35	25 to 35	78.6	454	85.3	0	526	6	

Date	Starting Hr:min	<15	15 to <20	20 to <25	25 to <30	30 to <35	35 to <40	40 to <45	45 to <50	50 to <55	55 to <60	60 to <65	65 to <70	70 to <75	75 to <80	80 to <85	85 to <90	90 to <95	95 to >100	Total Counts	85pct Speed	10MPH Pace	% in pace	# of Speeders	% Speeders	VEH_SM	VEH_MED	VEH_LG
2/21/2022	00:00	0	0	0	0	0	1	0	0	0	0	0	0	0	0	0	0	0	0	1	38	28 to 38	100.0	1	100.0	0	1	0
2/21/2022	01:00	*	*	*	*	*	*	*	*	*	*	*	*	*	*	*	*	*	*	*	*	*	*	*	*	*	*	*
2/21/2022	02:00	0	0	0	0	1	0	0	1	0	0	0	0	0	0	0	0	0	0	2	46	22 to 32	50.0	2	100.0	0	2	0
2/21/2022	03:00	*	*	*	*	*	*	*	*	*	*	*	*	*	*	*	*	*	*	*	*	*	*	*	*	*	*	*
2/21/2022	04:00	0	0	0	0	0	1	0	0	0	0	0	0	0	0	0	0	0	0	1	37	27 to 37	100.0	1	100.0	0	1	0
2/21/2022	05:00	0	2	1	0	0	0	0	0	0	0	0	0	0	0	0	0	0	0	3	24	14 to 24	100.0	*	*	0	2	1
2/21/2022	06:00	0	0	0	2	3	0	0	0	0	0	0	0	0	0	0	0	0	0	5	32	25 to 35	100.0	5	100.0	0	5	0
2/21/2022	07:00	0	1	2	5	8	2	0	0	0	0	0	0	0	0	0	0	0	0	18	33	24 to 34	77.8	15	83.3	0	18	0
2/21/2022	08:00	0	0	3	14	7	3	0	0	0	0	0	0	0	0	0	0	0	0	27	34.5	25 to 35	81.5	24	88.9	0	25	2
2/21/2022	09:00	0	0	4	6	16	4	1	0	0	0	0	0	0	0	0	0	0	0	31	35	28 to 38	80.6	27	87.1	0	31	0
2/21/2022	10:00	0	1	1	15	16	2	1	0	0	0	0	0	0	0	0	0	0	0	36	34.5	27 to 37	88.9	34	94.4	0	33	3
2/21/2022	11:00	2	1	2	16	35	4	0	0	0	0	0	0	0	0	0	0	0	0	60	33.9	26 to 36	88.3	55	91.7	2	56	2
2/21/2022	12:00	0	2	6	17	23	6	1	0	0	0	0	0	0	0	0	0	0	0	55	34.8	26 to 36	78.2	47	85.5	0	52	3
2/21/2022	13:00	1	0	6	23	14	4	0	0	0	0	0	0	0	0	0	0	0	0	48	33.7	26 to 36	81.3	41	85.4	1	44	3
2/21/2022	14:00	0	1	3	22	25	9	0	0	0	0	0	0	0	0	0	0	0	0	60	35	26 to 36	83.3	56	93.3	1	57	2
2/21/2022	15:00	0	0	10	23	24	6	0	0	0	0	0	0	0	0	0	0	0	0	63	34	25 to 35	82.5	53	84.1	0	63	0
2/21/2022	16:00	0	0	8	22	23	5	1	0	0	0	0	0	0	0	0	0	0	0	59	34	25 to 35	79.7	51	86.4	0	57	2
2/21/2022	17:00	1	0	11	30	27	3	0	0	0	0	0	0	0	0	0	0	0	0	72	33.2	25 to 35	84.7	60	83.3	0	70	2
2/21/2022	18:00	0	1	4	17	13	4	1	0	0	0	0	0	0	0	0	0	0	0	40	34.8	25 to 35	80.0	35	87.5	0	40	0
2/21/2022	19:00	0	0	2	9	11	5	0	0	1	0	0	0	0	0	0	0	0	0	28	36	26 to 36	78.6	26	92.9	0	28	0
2/21/2022	20:00	0	0	0	4	6	3	0	0	0	0	0	0	0	0	0	0	0	0	13	36	28 to 38	92.3	13	100.0	0	13	0
2/21/2022	21:00	0	1	1	3	4	1	0	0	0	0	0	0	0	0	0	0	0	0	10	32	23 to 33	80.0	8	80.0	0	9	1
2/21/2022	22:00	0	0	0	1	0	0	1	0	0	0	0	0	0	0	0	0	0	0	2	44	20 to 30	50.0	2	100.0	0	1	1
2/21/2022	23:00	0	0	0	1	0	0	0	0	0	0	0	0	0	0	0	0	0	0	1	29	19 to 29	100.0	1	100.0	0	1	0
24 Hr Summary		4	10	64	230	256	63	6	1	1	0	0	0	0	0	0	0	0	0	635	35	25 to 35	80.0	557	87.7	4	609	22

Merged Histogram		Alta Vista Way																									from Fri-Feb-18-2022-12-00-AM to Thu-Feb-24-2022-11-59-PM																								
Date	Starting Hr:min	<15	15 to <20	20 to <25	25 to <30	30 to <35	35 to <40	40 to <45	45 to <50	50 to <55	55 to <60	60 to <65	65 to <70	70 to <75	75 to <80	80 to <85	85 to <90	90 to <95	95 to >100	Total Counts	85pct Speed	10MPH Pace	% in pace	# of Speeders	% Speeders	VEH_SM	VEH_MED	VEH_LG																							
2/22/2022	00:00	*	*	*	*	*	*	*	*	*	*	*	*	*	*	*	*	*	*	*	*	*	*	*	*	*	*	*	*																						
2/22/2022	01:00	*	*	*	*	*	*	*	*	*	*	*	*	*	*	*	*	*	*	*	*	*	*	*	*	*	*	*	*																						
2/22/2022	02:00	*	*	*	*	*	*	*	*	*	*	*	*	*	*	*	*	*	*	*	*	*	*	*	*	*	*	*	*																						
2/22/2022	03:00	*	*	*	*	*	*	*	*	*	*	*	*	*	*	*	*	*	*	*	*	*	*	*	*	*	*	*	*																						
2/22/2022	04:00	*	*	*	*	*	*	*	*	*	*	*	*	*	*	*	*	*	*	*	*	*	*	*	*	*	*	*	*																						
2/22/2022	05:00	0	1	0	1	0	0	0	0	0	0	0	0	0	0	0	0	0	0	0	2	29	19 to 29	100.0	1	50.0	0	2	0																						
2/22/2022	06:00	0	0	2	0	3	0	0	0	0	0	0	0	0	0	0	0	0	0	0	5	34.5	22 to 32	60.0	3	60.0	0	5	0																						
2/22/2022	07:00	0	0	4	11	12	2	0	0	0	0	0	0	0	0	0	0	0	0	0	29	34.3	25 to 35	86.2	25	86.2	0	28	1																						
2/22/2022	08:00	0	0	8	7	5	2	0	0	0	0	0	0	0	0	0	0	0	0	0	22	33	23 to 33	86.4	14	63.6	0	22	0																						
2/22/2022	09:00	0	1	3	12	6	2	0	0	0	0	0	0	0	0	0	0	0	0	0	24	33	24 to 34	83.3	20	83.3	0	23	1																						
2/22/2022	10:00	0	0	2	2	10	3	1	0	0	0	0	0	0	0	0	0	0	0	0	18	36	29 to 39	83.3	16	88.9	0	18	0																						
2/22/2022	11:00	0	1	3	15	10	5	0	0	0	0	0	0	0	0	0	0	0	0	0	34	34	26 to 36	82.4	30	88.2	0	33	1																						
2/22/2022	12:00	0	1	5	20	18	4	0	0	0	0	0	0	0	0	0	0	0	0	0	48	33.5	25 to 35	85.4	42	87.5	0	46	2																						
2/22/2022	13:00	1	0	3	14	15	2	0	0	0	0	0	0	0	0	0	0	0	0	0	35	33.3	25 to 35	85.7	31	88.6	0	33	2																						
2/22/2022	14:00	0	0	7	15	22	6	0	0	0	0	0	0	0	0	0	0	0	0	0	50	34.6	25 to 35	80.0	43	86.0	0	49	1																						
2/22/2022	15:00	1	0	10	15	23	7	1	0	0	0	0	0	0	0	0	0	0	0	0	57	34.8	27 to 37	71.9	46	80.7	0	53	4																						
2/22/2022	16:00	0	2	8	19	23	4	0	0	0	0	0	0	0	0	0	0	0	0	0	56	33.8	24 to 34	80.4	46	82.1	1	54	1																						
2/22/2022	17:00	1	2	5	16	15	6	0	0	0	0	0	0	0	0	0	0	0	0	0	45	33	24 to 34	77.8	37	82.2	0	45	0																						
2/22/2022	18:00	1	1	14	13	10	1	0	0	0	0	0	0	0	0	0	0	0	0	0	40	31.2	23 to 33	87.5	24	60.0	0	39	1																						
2/22/2022	19:00	0	2	6	8	1	0	0	0	0	0	0	0	0	0	0	0	0	0	0	17	28	19 to 29	88.2	9	52.9	0	17	0																						
2/22/2022	20:00	0	0	0	3	5	3	0	0	0	0	0	0	0	0	0	0	0	0	0	11	36.5	27 to 37	90.9	11	100.0	0	11	0																						
2/22/2022	21:00	0	1	2	4	0	1	0	0	0	0	0	0	0	0	0	0	0	0	0	8	29	19 to 29	75.0	5	62.5	0	7	1																						
2/22/2022	22:00	0	0	0	1	1	1	0	0	0	0	0	0	0	0	0	0	0	0	0	3	37	27 to 37	100.0	3	100.0	0	3	0																						
2/22/2022	23:00	0	0	0	2	0	0	0	0	0	0	0	0	0	0	0	0	0	0	0	2	30	20 to 30	100.0	2	100.0	0	1	1																						
24 Hr Summary		4	12	82	178	179	49	2	0	0	0	0	0	0	0	0	0	0	0	0	506	34	24 to 34	77.3	408	80.6	1	489	16																						

Date	Starting Hr:min	<15	15 to <20	20 to <25	25 to <30	30 to <35	35 to <40	40 to <45	45 to <50	50 to <55	55 to <60	60 to <65	65 to <70	70 to <75	75 to <80	80 to <85	85 to <90	90 to <95	95 to >100	Total Counts	85pct Speed	10MPH Pace	% in pace	# of Speeders	% Speeders	VEH_SM	VEH_MED	VEH_LG
2/23/2022	00:00	0	0	0	1	0	0	0	0	0	0	0	0	0	0	0	0	0	0	1	29	19 to 29	100.0	1	100.0	0	1	0
2/23/2022	01:00	*	*	*	*	*	*	*	*	*	*	*	*	*	*	*	*	*	*	*	*	*	*	*	*	*	*	*
2/23/2022	02:00	*	*	*	*	*	*	*	*	*	*	*	*	*	*	*	*	*	*	*	*	*	*	*	*	*	*	*
2/23/2022	03:00	0	0	0	0	1	0	0	0	0	0	0	0	0	0	0	0	0	0	1	32	22 to 32	100.0	1	100.0	0	1	0
2/23/2022	04:00	*	*	*	*	*	*	*	*	*	*	*	*	*	*	*	*	*	*	*	*	*	*	*	*	*	*	*
2/23/2022	05:00	0	1	2	0	0	0	0	0	0	0	0	0	0	0	0	0	0	0	3	24	14 to 24	100.0	*	*	0	3	0
2/23/2022	06:00	0	1	1	4	2	0	0	0	0	0	0	0	0	0	0	0	0	0	8	31	22 to 32	87.5	6	75.0	0	8	0
2/23/2022	07:00	4	2	6	18	8	5	0	0	0	0	0	0	0	0	0	0	0	0	43	33	22 to 32	67.4	31	72.1	0	40	3
2/23/2022	08:00	0	4	12	7	1	0	0	0	0	0	0	0	0	0	0	0	0	0	24	27.7	19 to 29	91.7	8	33.3	0	23	1
2/23/2022	09:00	0	2	6	9	1	1	0	0	0	0	0	0	0	0	0	0	0	0	19	28	19 to 29	89.5	11	57.9	0	18	1
2/23/2022	10:00	0	1	7	15	7	2	0	0	0	0	0	0	0	0	0	0	0	0	32	33	22 to 32	78.1	24	75.0	0	31	1
2/23/2022	11:00	0	2	5	23	13	2	0	0	0	0	0	0	0	0	0	0	0	0	45	31.8	26 to 36	82.2	38	84.4	0	44	1
2/23/2022	12:00	1	0	2	12	18	4	0	0	0	0	0	0	0	0	0	0	0	0	37	33.8	27 to 37	86.5	34	91.9	0	37	0
2/23/2022	13:00	0	3	14	21	19	3	2	0	0	0	0	0	0	0	0	0	0	0	62	32.8	23 to 33	77.4	45	72.6	0	60	2
2/23/2022	14:00	1	10	6	15	30	9	0	0	0	0	0	0	0	0	0	0	0	0	71	34.6	25 to 35	69.0	54	76.1	0	69	2
2/23/2022	15:00	1	6	5	23	21	4	0	0	0	0	0	0	0	0	0	0	0	0	60	33.7	25 to 35	78.3	48	80.0	0	59	1
2/23/2022	16:00	1	2	5	29	23	3	0	0	0	1	0	0	0	0	0	0	0	0	64	33.2	24 to 34	82.8	56	87.5	0	60	4
2/23/2022	17:00	0	1	3	25	29	9	0	0	0	0	0	0	0	0	0	0	0	0	67	34.7	27 to 37	85.1	63	94.0	0	67	0
2/23/2022	18:00	1	1	6	25	16	3	0	0	0	0	0	0	0	0	0	0	0	0	52	33	24 to 34	84.6	44	84.6	0	52	0
2/23/2022	19:00	0	0	6	10	8	3	0	0	0	0	0	0	0	0	0	0	0	0	27	32	22 to 32	81.5	21	77.8	0	27	0
2/23/2022	20:00	0	0	3	10	4	2	0	0	0	0	0	0	0	0	0	0	0	0	19	32.5	23 to 33	84.2	16	84.2	0	19	0
2/23/2022	21:00	0	1	0	2	2	0	0	0	0	0	0	0	0	0	0	0	0	0	5	31.5	22 to 32	80.0	4	80.0	0	5	0
2/23/2022	22:00	0	0	0	2	1	2	0	0	0	0	0	0	0	0	0	0	0	0	5	37	27 to 37	80.0	5	100.0	0	5	0
2/23/2022	23:00	0	0	0	1	0	0	0	0	0	0	0	0	0	0	0	0	0	0	1	27	17 to 27	100.0	1	100.0	0	1	0
24 Hr Summary		9	37	89	252	204	52	2	0	0	1	0	0	0	0	0	0	0	0	646	34	25 to 35	74.3	511	79.1	0	630	16

Date	Starting Hr:min	<15	15 to <20	20 to <25	25 to <30	30 to <35	35 to <40	40 to <45	45 to <50	50 to <55	55 to <60	60 to <65	65 to <70	70 to <75	75 to <80	80 to <85	85 to <90	90 to <95	95 to >100	Total Counts	85pct Speed	10MPH Pace	% in pace	# of Speeders	% Speeders	VEH_SM	VEH_MED	VEH_LG
2/24/2022	00:00	0	0	1	0	0	0	0	0	0	0	0	0	0	0	0	0	0	0	1	21	11 to 21	100.0	*	*	0	1	0
2/24/2022	01:00	*	*	*	*	*	*	*	*	*	*	*	*	*	*	*	*	*	*	*	*	*	*	*	*	*	*	*
2/24/2022	02:00	0	0	0	1	0	1	0	0	0	0	0	0	0	0	0	0	0	0	2	40	19 to 29	50.0	2	100.0	0	2	0
2/24/2022	03:00	*	*	*	*	*	*	*	*	*	*	*	*	*	*	*	*	*	*	*	*	*	*	*	*	*	*	*
2/24/2022	04:00	0	0	0	1	0	0	0	0	0	0	0	0	0	0	0	0	0	0	1	29	19 to 29	100.0	1	100.0	0	1	0
2/24/2022	05:00	0	1	0	1	0	0	0	0	0	0	0	0	0	0	0	0	0	0	2	26	16 to 26	100.0	1	50.0	0	2	0
2/24/2022	06:00	0	0	0	1	5	0	0	0	0	0	0	0	0	0	0	0	0	0	6	33	24 to 34	100.0	6	100.0	0	6	0
2/24/2022	07:00	0	1	4	20	17	4	0	0	0	0	0	0	0	0	0	0	0	0	46	34.5	26 to 36	84.8	41	89.1	0	45	1
2/24/2022	08:00	1	0	5	8	12	1	1	0	0	0	0	0	0	0	0	0	0	0	28	33	24 to 34	85.7	22	78.6	0	27	1
2/24/2022	09:00	0	1	1	4	5	1	0	0	0	0	0	0	0	0	0	0	0	0	12	34.5	25 to 35	83.3	10	83.3	0	11	1
2/24/2022	10:00	0	0	2	15	6	0	1	0	0	0	0	0	0	0	0	0	0	0	24	33.2	24 to 34	95.8	22	91.7	0	23	1
2/24/2022	11:00	0	1	6	15	8	3	0	0	0	0	0	0	0	0	0	0	0	0	33	32.5	22 to 32	78.8	26	78.8	0	33	0
2/24/2022	12:00	0	0	15	22	7	2	0	0	0	0	0	0	0	0	0	0	0	0	46	31	22 to 32	87.0	31	67.4	0	43	3
2/24/2022	13:00	0	1	6	10	17	4	0	0	0	0	0	0	0	0	0	0	0	0	38	33.7	24 to 34	84.2	31	81.6	0	37	1
2/24/2022	14:00	0	2	4	19	24	6	0	0	0	0	0	0	0	0	0	0	0	0	55	34.5	26 to 36	81.8	49	89.1	0	54	1
2/24/2022	15:00	2	1	8	22	12	6	0	0	0	0	0	0	0	0	0	0	0	0	51	33.5	22 to 32	72.5	40	78.4	0	51	0
2/24/2022	16:00	0	1	18	29	17	1	1	0	0	0	0	0	0	0	0	0	0	0	67	32.2	23 to 33	86.6	48	71.6	0	66	1
2/24/2022	17:00	0	1	5	20	23	4	0	0	0	0	0	0	0	0	0	0	0	0	53	33.7	25 to 35	84.9	47	88.7	0	53	0
2/24/2022	18:00	0	0	8	8	22	3	0	0	0	0	0	0	0	0	0	0	0	0	41	34.2	25 to 35	80.5	33	80.5	0	41	0
2/24/2022	19:00	0	0	0	11	9	0	0	0	0	0	0	0	0	0	0	0	0	0	20	32.5	24 to 34	100.0	20	100.0	0	20	0
2/24/2022	20:00	0	0	3	14	11	1	0	0	0	0	0	0	0	0	0	0	0	0	29	32	23 to 33	93.1	26	89.7	0	29	0
2/24/2022	21:00	0	0	2	2	3	2	0	0	0	0	0	0	0	0	0	0	0	0	9	39	21 to 31	77.8	7	77.8	0	8	1
2/24/2022	22:00	0	0	1	0	1	0	0	0	0	0	0	0	0	0	0	0	0	0	2	32	22 to 32	100.0	1	50.0	0	2	0
2/24/2022	23:00	0	1	0	0	0	0	0	0	0	0	0	0	0	0	0	0	0	0	1	18	8 to 18	100.0	*	*	0	1	0
24 Hr Summary		3	11	89	223	199	39	3	0	0	0	0	0	0	0	0	0	0	0	567	34	24 to 34	80.1	464	81.8	0	556	11

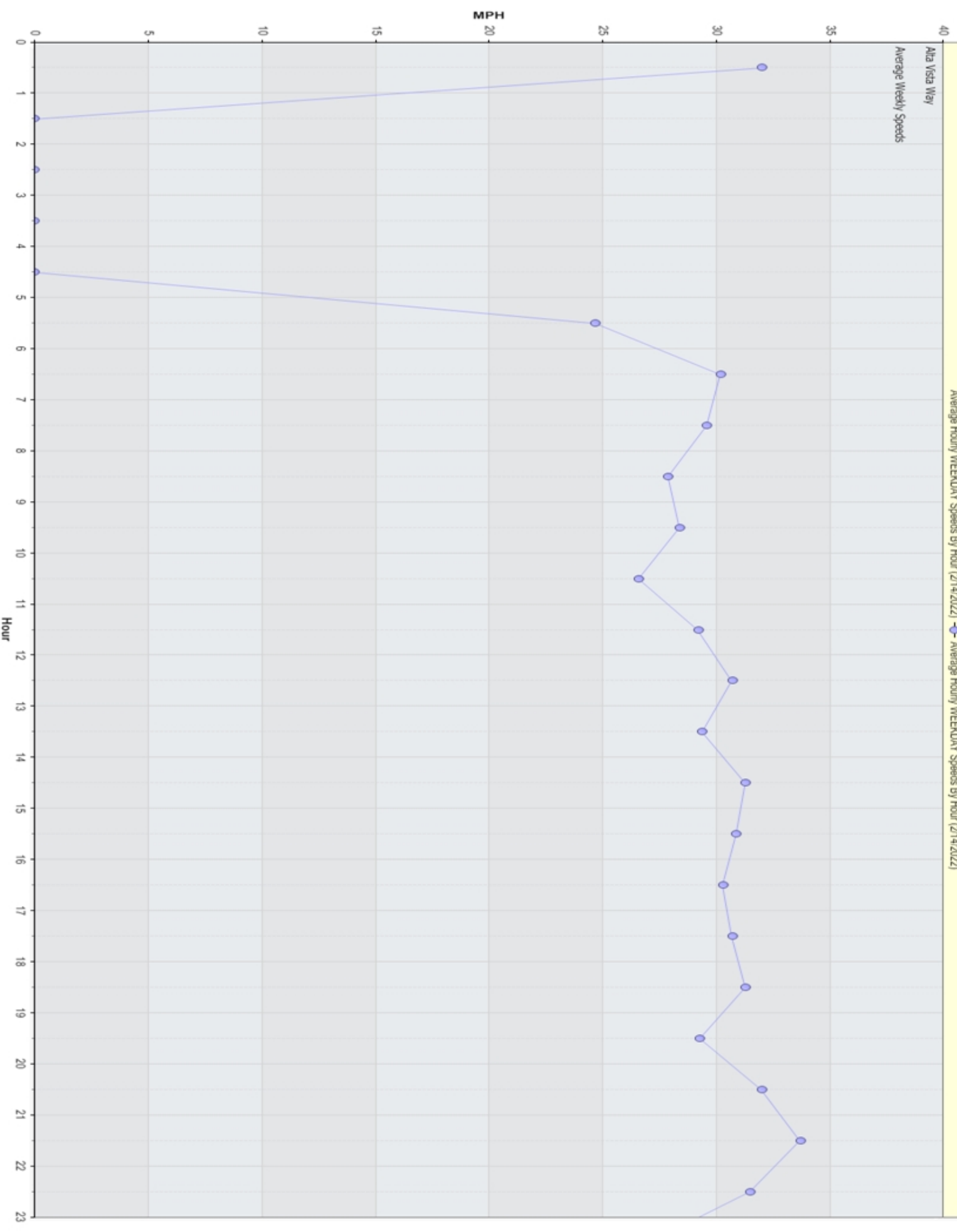


Merged: Average Hourly WEEKDAY Speeds for Week of 2/14/2022

Average Hourly WEEKDAY Speeds By Hour (2/14/2022)

Alta Vista Way

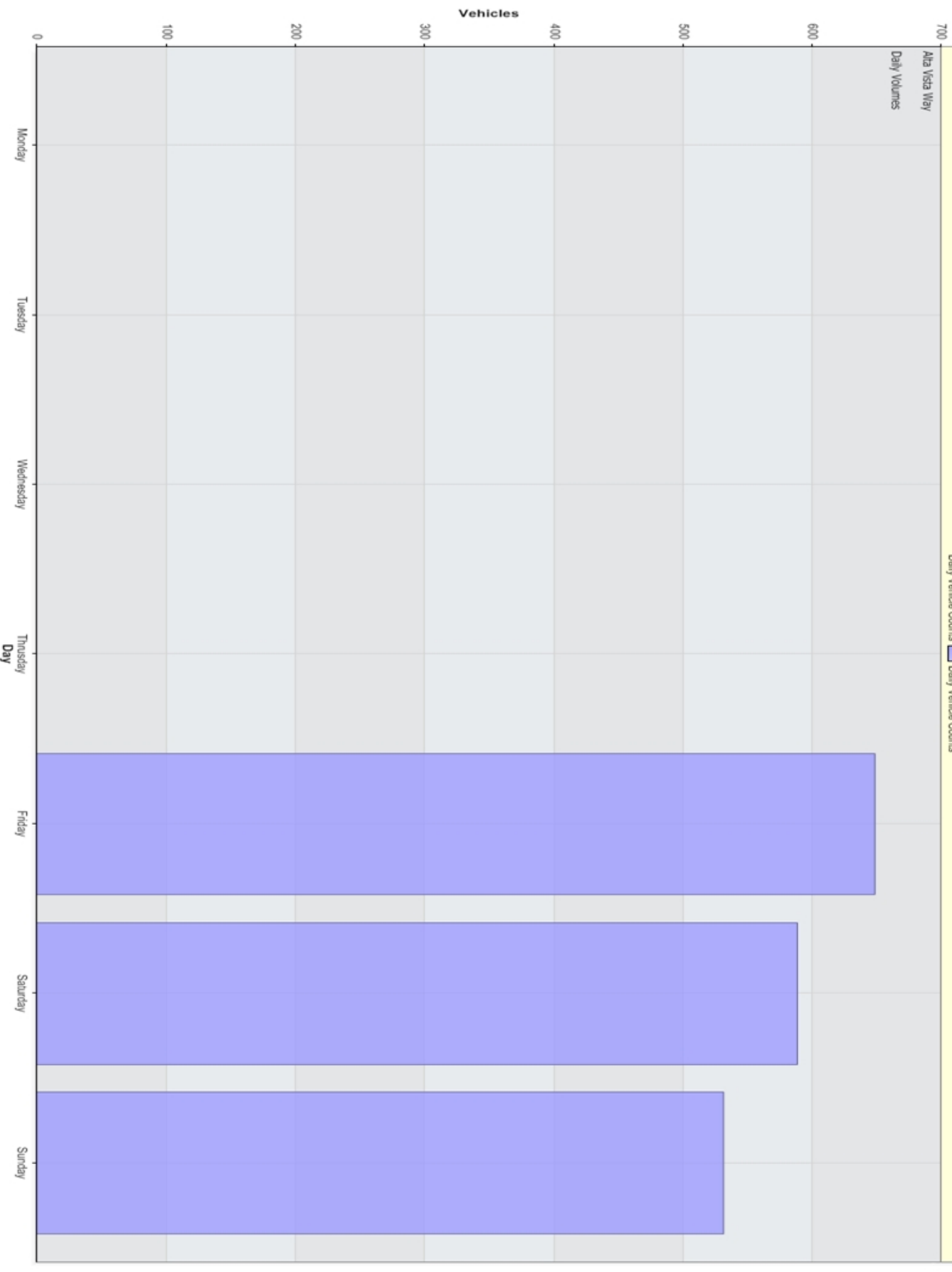
Average Weekly Speeds



Merged: Daily Volume for Week of 2/14/2022

Daily Vehicle Counts

Daily Vehicle Counts



TRAFFIC ANALYSIS REPORT

For Project: Arrowhead Trl
 Project Notes:
 Location/Name: Merged
 Report Generated: 02/10/2021 15:34
 Speed Intervals 1 MPH
 Time Intervals Instant
 Traffic Report From 02/03/2021 12:00:00 through 02/09/2021 23:59:59
 85th Percentile Speed 35 MPH
 85th Percentile Vehicles 11659
 Max Speed 95 MPH on 02/06/2021 11:43:28
 Total Vehicles 13717
 AADT: 2110

Volumes - weekly counts

Time	5 Day	7 Day
Average Daily	2074	1959
AM Peak 07:00	196	145
PM Peak 05:00	222	198

Speed

Speed Limit: 25
 85th Percentile Speed: 35
 Average Speed: 30.8

	Monday	Tuesday	Wednesday	Thursday	Friday	Saturday	Sunday
Count over limit	1983	2145	1181	2030	2113	1598	1477
% over limit	91.3	92.1	90.4	90.9	90.6	92.1	91.8
Avg Speeder	31.4	31.6	31.4	31.7	31.4	31.6	31.5

Class Counts

	Number	%
VEH_SM	1946	14.2
VEH_MED	11344	82.7
VEH_LG	427	3.1

[VEH_SM=motorcycle, VEH_MED = sedan, VEH_LG = truck]

	2021-02-01	to	2021-02-07							
	Monday	Tuesday	Wednesday	Thursday	Friday	Saturday	Sunday	Week	Weekend	Week Day 85%
Hour	2021-02-01	2021-02-02	2021-02-03	2021-02-04	2021-02-05	2021-02-06	2021-02-07	Day Avg	Avg	Avg Speed
0 - 1	*	*	*	3	2	3	11	2.5	7	33.5
1 - 2	*	*	*	1	2	4	3	1.5	3.5	29.5
2 - 3	*	*	*	1	*	3	3	1	3	29
3 - 4	*	*	*	2	3	5	1	2.5	3	41
4 - 5	*	*	*	3	5	2	1	4	1.5	34.5
5 - 6	*	*	*	16	5	*	1	10.5	1	33.5
6 - 7	*	*	*	39	22	11	8	30.5	9.5	33.25
7 - 8	*	*	*	205	204	33	21	204.5	27	34.6
8 - 9	*	*	*	141	130	64	45	135.5	54.5	34.3
9 - 10	*	*	*	119	142	99	77	130.5	88	34.3
10 - 11	*	*	*	108	145	142	110	126.5	126	34.2
11 - 12	*	*	*	155	171	147	103	163	125	33.65
12 - 13	*	*	2	150	166	160	145	106	152.5	31.43
13 - 14	*	*	182	165	160	200	157	169	178.5	33.9
14 - 15	*	*	222	210	197	157	159	209.67	158	34.23
15 - 16	*	*	189	181	231	135	136	200.33	135.5	34.2
16 - 17	*	*	196	183	181	143	173	186.67	158	34.37
17 - 18	*	*	214	223	228	137	138	221.67	137.5	34.77
18 - 19	*	*	128	135	126	106	112	129.67	109	33.7
19 - 20	*	*	67	92	78	75	46	79	60.5	34.37
20 - 21	*	*	51	56	57	36	50	54.67	43	34.5
21 - 22	*	*	37	32	42	35	43	37	39	33.87
22 - 23	*	*	11	8	18	17	59	12.33	38	35.1
23 - 24	*	*	8	4	16	22	7	9.33	14.5	33.33
Totals	0	0	1307	2232	2331	1736	1609			
% of Total	0%	0%	14.18%	24.22%	25.3%	18.84%	17.46%			

Hour	2021-02-08	to	2021-02-14					Week Day Avg	Weekend Avg	Week Day 85% Avg Speed
	Monday 2021-02-08	Tuesday 2021-02-09	Wednesday 2021-02-10	Thursday 2021-02-11	Friday 2021-02-12	Saturday 2021-02-13	Sunday 2021-02-14			
0 - 1	2	1	*	*	*	*	*	1.5	0	36
1 - 2	1	*	*	*	*	*	*	1	0	35
2 - 3	1	2	*	*	*	*	*	1.5	0	31
3 - 4	2	3	*	*	*	*	*	2.5	0	36.5
4 - 5	4	6	*	*	*	*	*	5	0	34.5
5 - 6	7	18	*	*	*	*	*	12.5	0	35.5
6 - 7	33	35	*	*	*	*	*	34	0	33.75
7 - 8	179	197	*	*	*	*	*	188	0	34.75
8 - 9	112	161	*	*	*	*	*	136.5	0	34.5
9 - 10	121	120	*	*	*	*	*	120.5	0	34.85
10 - 11	131	112	*	*	*	*	*	121.5	0	34.65
11 - 12	143	154	*	*	*	*	*	148.5	0	34.1
12 - 13	149	174	*	*	*	*	*	161.5	0	34
13 - 14	150	154	*	*	*	*	*	152	0	34.55
14 - 15	201	206	*	*	*	*	*	203.5	0	33.95
15 - 16	169	212	*	*	*	*	*	190.5	0	33.85
16 - 17	233	194	*	*	*	*	*	213.5	0	34.15
17 - 18	221	229	*	*	*	*	*	225	0	34.75
18 - 19	150	164	*	*	*	*	*	157	0	33.7
19 - 20	76	83	*	*	*	*	*	79.5	0	33.5
20 - 21	58	58	*	*	*	*	*	58	0	33.8
21 - 22	14	31	*	*	*	*	*	22.5	0	33.1
22 - 23	14	12	*	*	*	*	*	13	0	36
23 - 24	1	4	*	*	*	*	*	2.5	0	33.25
Totals	2172	2330	0	0	0	0	0			
% of Total	48.25%	51.75%	0%	0%	0%	0%	0%			

Feb 2021										
Hour	Monday	Tuesday	Wednesday	Thursday	Friday	Saturday	Sunday	Week Day Avg	Weekend Avg	Week Day 85% Avg Speed
0 - 1	2	1	*	3	2	3	11	2	7	34.75
1 - 2	1	*	*	1	2	4	3	1.33	3.5	31.33
2 - 3	1	2	*	1	*	3	3	1.33	3	30.33
3 - 4	2	3	*	2	3	5	1	2.5	3	38.75
4 - 5	4	6	*	3	5	2	1	4.5	1.5	34.5
5 - 6	7	18	*	16	5	*	1	11.5	1	34.5
6 - 7	33	35	*	39	22	11	8	32.25	9.5	33.5
7 - 8	179	197	*	205	204	33	21	196.25	27	34.67
8 - 9	112	161	*	141	130	64	45	136	54.5	34.4
9 - 10	121	120	*	119	142	99	77	125.5	88	34.57
10 - 11	131	112	*	108	145	142	110	124	126	34.43
11 - 12	143	154	*	155	171	147	103	155.75	125	33.88
12 - 13	149	174	2	150	166	160	145	128.2	152.5	32.46
13 - 14	150	154	182	165	160	200	157	162.2	178.5	34.16
14 - 15	201	206	222	210	197	157	159	207.2	158	34.12
15 - 16	169	212	189	181	231	135	136	196.4	135.5	34.06
16 - 17	233	194	196	183	181	143	173	197.4	158	34.28
17 - 18	221	229	214	223	228	137	138	223	137.5	34.76
18 - 19	150	164	128	135	126	106	112	140.6	109	33.7
19 - 20	76	83	67	92	78	75	46	79.2	60.5	34.02
20 - 21	58	58	51	56	57	36	50	56	43	34.22
21 - 22	14	31	37	32	42	35	43	31.2	39	33.56
22 - 23	14	12	11	8	18	17	59	12.6	38	35.46
23 - 24	1	4	8	4	16	22	7	6.6	14.5	33.3
Totals	2172	2330	1307	2232	2331	1736	1609			
% of Total	15.83%	16.99%	9.53%	16.27%	16.99%	12.66%	11.73%			

	2021-02-01	to	2021-02-07							
	Monday	Tuesday	Wednesday	Thursday	Friday	Saturday	Sunday	Week	Weekend	Week Day 85%
Hour	2021-02-01	2021-02-02	2021-02-03	2021-02-04	2021-02-05	2021-02-06	2021-02-07	Day Avg	Avg	Avg Speed
0 - 1	*	*	*	33	28	32	30.73	30.5	31.36	33.5
1 - 2	*	*	*	31	28	32	32	29.5	32	29.5
2 - 3	*	*	*	29	*	30.33	29.33	29	29.83	29
3 - 4	*	*	*	33.5	34	32.6	29	33.75	30.8	41
4 - 5	*	*	*	30	34.6	38	37	32.3	37.5	34.5
5 - 6	*	*	*	30.06	29.4	*	25	29.73	25	33.5
6 - 7	*	*	*	30.64	30.23	28.36	28.88	30.43	28.62	33.25
7 - 8	*	*	*	31.6	30.88	31.82	32.05	31.24	31.93	34.6
8 - 9	*	*	*	30.88	31.02	30.84	31.51	30.95	31.18	34.3
9 - 10	*	*	*	30.86	30.36	30.95	30.25	30.61	30.6	34.3
10 - 11	*	*	*	31.05	30.21	30.78	30.43	30.63	30.6	34.2
11 - 12	*	*	*	30.72	29.96	31.33	30.06	30.34	30.69	33.65
12 - 13	*	*	21	30.31	30.81	30.54	31.05	27.38	30.8	31.43
13 - 14	*	*	30.48	30.32	30.16	30.92	31.09	30.32	31	33.9
14 - 15	*	*	30.57	31.06	30.83	31.11	30.74	30.82	30.92	34.23
15 - 16	*	*	30.77	30.99	30.22	31.19	31.09	30.66	31.14	34.2
16 - 17	*	*	30.09	31.82	30.88	30.68	29.83	30.93	30.26	34.37
17 - 18	*	*	31.36	30.85	31.61	30.77	30.62	31.27	30.69	34.77
18 - 19	*	*	30.2	30.67	30.38	31.18	31.54	30.42	31.36	33.7
19 - 20	*	*	30.22	31.1	30.78	29.73	31.41	30.7	30.57	34.37
20 - 21	*	*	30.82	29.93	30.46	31.28	30.58	30.4	30.93	34.5
21 - 22	*	*	32.03	30.47	30.52	32.37	31.26	31.01	31.81	33.87
22 - 23	*	*	34.36	31.12	31.61	30	31.86	32.37	30.93	35.1
23 - 24	*	*	25.75	33	30.06	30.55	34.29	29.6	32.42	33.33

	2021-02-08	to	2021-02-14							Week	Weekend	Week Day 85%
	Monday	Tuesday	Wednesday	Thursday	Friday	Saturday	Sunday	Day Avg	Avg	Avg Speed		
Hour	2021-02-08	2021-02-09	2021-02-10	2021-02-11	2021-02-12	2021-02-13	2021-02-14					
0 - 1	36	32	*	*	*	*	*	34	0	36		
1 - 2	35	*	*	*	*	*	*	35	0	35		
2 - 3	30	29	*	*	*	*	*	29.5	0	31		
3 - 4	31	30.33	*	*	*	*	*	30.67	0	36.5		
4 - 5	33.75	34.83	*	*	*	*	*	34.29	0	34.5		
5 - 6	29.43	31.83	*	*	*	*	*	30.63	0	35.5		
6 - 7	30.67	30.91	*	*	*	*	*	30.79	0	33.75		
7 - 8	31.8	31.38	*	*	*	*	*	31.59	0	34.75		
8 - 9	30.93	31.69	*	*	*	*	*	31.31	0	34.5		
9 - 10	31.03	31.64	*	*	*	*	*	31.34	0	34.85		
10 - 11	30.66	31.11	*	*	*	*	*	30.88	0	34.65		
11 - 12	30.8	30.37	*	*	*	*	*	30.59	0	34.1		
12 - 13	30.64	31.06	*	*	*	*	*	30.85	0	34		
13 - 14	30.87	30.81	*	*	*	*	*	30.84	0	34.55		
14 - 15	30.74	30.67	*	*	*	*	*	30.71	0	33.95		
15 - 16	29.82	30.27	*	*	*	*	*	30.04	0	33.85		
16 - 17	30.46	31.18	*	*	*	*	*	30.82	0	34.15		
17 - 18	30.79	31.19	*	*	*	*	*	30.99	0	34.75		
18 - 19	30.26	30.51	*	*	*	*	*	30.38	0	33.7		
19 - 20	29.39	30.45	*	*	*	*	*	29.92	0	33.5		
20 - 21	30.79	30.53	*	*	*	*	*	30.66	0	33.8		
21 - 22	29.43	30.81	*	*	*	*	*	30.12	0	33.1		
22 - 23	31.5	32.25	*	*	*	*	*	31.88	0	36		
23 - 24	34	31.25	*	*	*	*	*	32.62	0	33.25		

Feb 2021										
Hour	Monday	Tuesday	Wednesday	Thursday	Friday	Saturday	Sunday	Week Day Avg	Weekend Avg	Week Day 85% Avg Speed
0 - 1	36	32	*	33	28	32	30.73	32.25	31.36	34.75
1 - 2	35	*	*	31	28	32	32	31.33	32	31.33
2 - 3	30	29	*	29	*	30.33	29.33	29.33	29.83	30.33
3 - 4	31	30.33	*	33.5	34	32.6	29	32.21	30.8	38.75
4 - 5	33.75	34.83	*	30	34.6	38	37	33.3	37.5	34.5
5 - 6	29.43	31.83	*	30.06	29.4	*	25	30.18	25	34.5
6 - 7	30.67	30.91	*	30.64	30.23	28.36	28.88	30.61	28.62	33.5
7 - 8	31.8	31.38	*	31.6	30.88	31.82	32.05	31.41	31.93	34.67
8 - 9	30.93	31.69	*	30.88	31.02	30.84	31.51	31.13	31.18	34.4
9 - 10	31.03	31.64	*	30.86	30.36	30.95	30.25	30.97	30.6	34.57
10 - 11	30.66	31.11	*	31.05	30.21	30.78	30.43	30.75	30.6	34.43
11 - 12	30.8	30.37	*	30.72	29.96	31.33	30.06	30.47	30.69	33.88
12 - 13	30.64	31.06	21	30.31	30.81	30.54	31.05	28.77	30.8	32.46
13 - 14	30.87	30.81	30.48	30.32	30.16	30.92	31.09	30.53	31	34.16
14 - 15	30.74	30.67	30.57	31.06	30.83	31.11	30.74	30.77	30.92	34.12
15 - 16	29.82	30.27	30.77	30.99	30.22	31.19	31.09	30.41	31.14	34.06
16 - 17	30.46	31.18	30.09	31.82	30.88	30.68	29.83	30.89	30.26	34.28
17 - 18	30.79	31.19	31.36	30.85	31.61	30.77	30.62	31.16	30.69	34.76
18 - 19	30.26	30.51	30.2	30.67	30.38	31.18	31.54	30.4	31.36	33.7
19 - 20	29.39	30.45	30.22	31.1	30.78	29.73	31.41	30.39	30.57	34.02
20 - 21	30.79	30.53	30.82	29.93	30.46	31.28	30.58	30.51	30.93	34.22
21 - 22	29.43	30.81	32.03	30.47	30.52	32.37	31.26	30.65	31.81	33.56
22 - 23	31.5	32.25	34.36	31.12	31.61	30	31.86	32.17	30.93	35.46
23 - 24	34	31.25	25.75	33	30.06	30.55	34.29	30.81	32.42	33.3

	2021-02-01	to	2021-02-07							
	Monday	Tuesday	Wednesday	Thursday	Friday	Saturday	Sunday	Week	Weekend	Week Day 85%
Hour	2021-02-01	2021-02-02	2021-02-03	2021-02-04	2021-02-05	2021-02-06	2021-02-07	Day Avg	Avg	Avg Speed
0 - 1	*	*	*	38	29	35	32	33.5	33.5	33.5
1 - 2	*	*	*	31	28	33	33	29.5	33	29.5
2 - 3	*	*	*	29	*	33	31	29	32	29
3 - 4	*	*	*	40	42	34	29	41	31.5	41
4 - 5	*	*	*	34	35	39	37	34.5	38	34.5
5 - 6	*	*	*	34	33	*	25	33.5	25	33.5
6 - 7	*	*	*	33.5	33	31	32.7	33.25	31.85	33.25
7 - 8	*	*	*	35.1	34.1	34.5	34.3	34.6	34.4	34.6
8 - 9	*	*	*	34.1	34.5	33.8	35	34.3	34.4	34.3
9 - 10	*	*	*	34.6	34	34	33.8	34.3	33.9	34.3
10 - 11	*	*	*	34.9	33.5	34.3	34.2	34.2	34.25	34.2
11 - 12	*	*	*	34.4	32.9	35.4	33.6	33.65	34.5	33.65
12 - 13	*	*	26	34.2	34.1	33.9	34.9	31.43	34.4	31.43
13 - 14	*	*	34.2	34	33.5	34.7	33.8	33.9	34.25	33.9
14 - 15	*	*	34.3	34.8	33.6	34.3	34.1	34.23	34.2	34.23
15 - 16	*	*	34.1	34.6	33.9	34.8	34.9	34.2	34.85	34.2
16 - 17	*	*	33.4	34.9	34.8	35	33.3	34.37	34.15	34.37
17 - 18	*	*	34.6	34.4	35.3	34	33.8	34.77	33.9	34.77
18 - 19	*	*	33.6	34	33.5	34.6	34.6	33.7	34.6	33.7
19 - 20	*	*	33.8	34.7	34.6	33.5	35	34.37	34.25	34.37
20 - 21	*	*	35.3	34.4	33.8	35.3	34.2	34.5	34.75	34.5
21 - 22	*	*	34.6	33	34	35.3	35	33.87	35.15	33.87
22 - 23	*	*	37.3	33	35	32	35.5	35.1	33.75	35.1
23 - 24	*	*	32	34.5	33.5	34.5	37	33.33	35.75	33.33

	2021-02-08	to	2021-02-14							
	Monday	Tuesday	Wednesday	Thursday	Friday	Saturday	Sunday	Week	Weekend	Week Day 85%
Hour	2021-02-08	2021-02-09	2021-02-10	2021-02-11	2021-02-12	2021-02-13	2021-02-14	Day Avg	Avg	Avg Speed
0 - 1	40	32	*	*	*	*	*	36	0	36
1 - 2	35	*	*	*	*	*	*	35	0	35
2 - 3	30	32	*	*	*	*	*	31	0	31
3 - 4	35	38	*	*	*	*	*	36.5	0	36.5
4 - 5	33	36	*	*	*	*	*	34.5	0	34.5
5 - 6	36	35	*	*	*	*	*	35.5	0	35.5
6 - 7	33.5	34	*	*	*	*	*	33.75	0	33.75
7 - 8	35	34.5	*	*	*	*	*	34.75	0	34.75
8 - 9	34	35	*	*	*	*	*	34.5	0	34.5
9 - 10	34.4	35.3	*	*	*	*	*	34.85	0	34.85
10 - 11	34.1	35.2	*	*	*	*	*	34.65	0	34.65
11 - 12	34.5	33.7	*	*	*	*	*	34.1	0	34.1
12 - 13	33.8	34.2	*	*	*	*	*	34	0	34
13 - 14	34.4	34.7	*	*	*	*	*	34.55	0	34.55
14 - 15	33.7	34.2	*	*	*	*	*	33.95	0	33.95
15 - 16	33.5	34.2	*	*	*	*	*	33.85	0	33.85
16 - 17	33.9	34.4	*	*	*	*	*	34.15	0	34.15
17 - 18	34.7	34.8	*	*	*	*	*	34.75	0	34.75
18 - 19	33.6	33.8	*	*	*	*	*	33.7	0	33.7
19 - 20	33	34	*	*	*	*	*	33.5	0	33.5
20 - 21	33.8	33.8	*	*	*	*	*	33.8	0	33.8
21 - 22	33	33.2	*	*	*	*	*	33.1	0	33.1
22 - 23	37	35	*	*	*	*	*	36	0	36
23 - 24	34	32.5	*	*	*	*	*	33.25	0	33.25

Feb 2021										
Hour	Monday	Tuesday	Wednesday	Thursday	Friday	Saturday	Sunday	Week Day Avg	Weekend Avg	Week Day 85% Avg Speed
0 - 1	40	32	*	38	29	35	32	34.75	33.5	34.75
1 - 2	35	*	*	31	28	33	33	31.33	33	31.33
2 - 3	30	32	*	29	*	33	31	30.33	32	30.33
3 - 4	35	38	*	40	42	34	29	38.75	31.5	38.75
4 - 5	33	36	*	34	35	39	37	34.5	38	34.5
5 - 6	36	35	*	34	33	*	25	34.5	25	34.5
6 - 7	33.5	34	*	33.5	33	31	32.7	33.5	31.85	33.5
7 - 8	35	34.5	*	35.1	34.1	34.5	34.3	34.67	34.4	34.67
8 - 9	34	35	*	34.1	34.5	33.8	35	34.4	34.4	34.4
9 - 10	34.4	35.3	*	34.6	34	34	33.8	34.57	33.9	34.57
10 - 11	34.1	35.2	*	34.9	33.5	34.3	34.2	34.43	34.25	34.43
11 - 12	34.5	33.7	*	34.4	32.9	35.4	33.6	33.88	34.5	33.88
12 - 13	33.8	34.2	26	34.2	34.1	33.9	34.9	32.46	34.4	32.46
13 - 14	34.4	34.7	34.2	34	33.5	34.7	33.8	34.16	34.25	34.16
14 - 15	33.7	34.2	34.3	34.8	33.6	34.3	34.1	34.12	34.2	34.12
15 - 16	33.5	34.2	34.1	34.6	33.9	34.8	34.9	34.06	34.85	34.06
16 - 17	33.9	34.4	33.4	34.9	34.8	35	33.3	34.28	34.15	34.28
17 - 18	34.7	34.8	34.6	34.4	35.3	34	33.8	34.76	33.9	34.76
18 - 19	33.6	33.8	33.6	34	33.5	34.6	34.6	33.7	34.6	33.7
19 - 20	33	34	33.8	34.7	34.6	33.5	35	34.02	34.25	34.02
20 - 21	33.8	33.8	35.3	34.4	33.8	35.3	34.2	34.22	34.75	34.22
21 - 22	33	33.2	34.6	33	34	35.3	35	33.56	35.15	33.56
22 - 23	37	35	37.3	33	35	32	35.5	35.46	33.75	35.46
23 - 24	34	32.5	32	34.5	33.5	34.5	37	33.3	35.75	33.3

Starting Hour	Count	Average Speed of all Traffic	Violator Counts	Average Speed of Violators
00:00:00	22	31.5	22	31.5
01:00:00	11	31.5	11	31.5
02:00:00	10	29.6	10	29.6
03:00:00	16	32.1	16	32.1
04:00:00	21	34.3	20	34.8
05:00:00	47	30.5	39	32.2
06:00:00	148	30.4	133	31.4
07:00:00	839	31.4	789	32.0
08:00:00	653	31.2	611	31.7
09:00:00	678	30.9	630	31.5
10:00:00	748	30.7	676	31.6
11:00:00	873	30.5	787	31.4
12:00:00	946	30.7	875	31.4
13:00:00	1168	30.7	1061	31.4
14:00:00	1352	30.8	1254	31.4
15:00:00	1253	30.6	1115	31.5
16:00:00	1303	30.7	1192	31.4
17:00:00	1390	31.1	1277	31.7
18:00:00	921	30.6	831	31.4
19:00:00	517	30.4	450	31.5
20:00:00	366	30.6	328	31.4
21:00:00	234	31.1	220	31.6
22:00:00	139	31.8	127	32.7
23:00:00	62	30.5	53	32.0

Merged Histogram		from Wed-Feb-03-2021-12-00-PM to Tue-Feb-09-2021-11-59-PM																											
Arrowhead Trl																													
Date	Starting Hr:min	<15	15 to <20	20 to <25	25 to <30	30 to <35	35 to <40	40 to <45	45 to <50	50 to <55	55 to <60	60 to <65	65 to <70	70 to <75	75 to <80	80 to <85	85 to <90	90 to <95	95 to >100	Total Counts	85pct Speed	10MPH Pace	% in pace	# of Speeders	% Speeders	VEH_SM	VEH_MED	VEH_LG	
2/3/2021	00:00	*	*	*	*	*	*	*	*	*	*	*	*	*	*	*	*	*	*	*	*	*	*	*	*	*	*	*	*
2/3/2021	01:00	*	*	*	*	*	*	*	*	*	*	*	*	*	*	*	*	*	*	*	*	*	*	*	*	*	*	*	*
2/3/2021	02:00	*	*	*	*	*	*	*	*	*	*	*	*	*	*	*	*	*	*	*	*	*	*	*	*	*	*	*	*
2/3/2021	03:00	*	*	*	*	*	*	*	*	*	*	*	*	*	*	*	*	*	*	*	*	*	*	*	*	*	*	*	*
2/3/2021	04:00	*	*	*	*	*	*	*	*	*	*	*	*	*	*	*	*	*	*	*	*	*	*	*	*	*	*	*	*
2/3/2021	05:00	*	*	*	*	*	*	*	*	*	*	*	*	*	*	*	*	*	*	*	*	*	*	*	*	*	*	*	*
2/3/2021	06:00	*	*	*	*	*	*	*	*	*	*	*	*	*	*	*	*	*	*	*	*	*	*	*	*	*	*	*	*
2/3/2021	07:00	*	*	*	*	*	*	*	*	*	*	*	*	*	*	*	*	*	*	*	*	*	*	*	*	*	*	*	*
2/3/2021	08:00	*	*	*	*	*	*	*	*	*	*	*	*	*	*	*	*	*	*	*	*	*	*	*	*	*	*	*	*
2/3/2021	09:00	*	*	*	*	*	*	*	*	*	*	*	*	*	*	*	*	*	*	*	*	*	*	*	*	*	*	*	*
2/3/2021	10:00	*	*	*	*	*	*	*	*	*	*	*	*	*	*	*	*	*	*	*	*	*	*	*	*	*	*	*	*
2/3/2021	11:00	*	*	*	*	*	*	*	*	*	*	*	*	*	*	*	*	*	*	*	*	*	*	*	*	*	*	*	*
2/3/2021	12:00	0	1	0	1	0	0	0	0	0	0	0	0	0	0	0	0	0	0	0	2	26	16 to 26	100.0	1	50.0	0	2	0
2/3/2021	13:00	0	2	19	64	80	16	1	0	0	0	0	0	0	0	0	0	0	0	0	182	34.2	25 to 35	83.0	161	88.5	35	139	8
2/3/2021	14:00	0	4	18	86	92	20	2	0	0	0	0	0	0	0	0	0	0	0	0	222	34.3	26 to 36	84.7	200	90.1	36	182	4
2/3/2021	15:00	0	2	13	77	76	20	1	0	0	0	0	0	0	0	0	0	0	0	0	189	34.1	26 to 36	84.7	174	92.1	32	155	2
2/3/2021	16:00	0	1	18	88	78	11	0	0	0	0	0	0	0	0	0	0	0	0	0	196	33.4	25 to 35	90.8	177	90.3	28	167	1
2/3/2021	17:00	0	0	14	71	106	21	1	1	0	0	0	0	0	0	0	0	0	0	0	214	34.6	26 to 36	87.4	200	93.5	35	173	6
2/3/2021	18:00	0	1	14	54	49	9	0	1	0	0	0	0	0	0	0	0	0	0	0	128	33.6	25 to 35	86.7	113	88.3	16	109	3
2/3/2021	19:00	0	0	10	26	23	6	2	0	0	0	0	0	0	0	0	0	0	0	0	67	33.8	24 to 34	80.6	57	85.1	12	54	1
2/3/2021	20:00	1	0	2	22	17	8	0	1	0	0	0	0	0	0	0	0	0	0	0	51	35.3	26 to 36	82.4	48	94.1	11	40	0
2/3/2021	21:00	0	0	2	7	24	4	0	0	0	0	0	0	0	0	0	0	0	0	0	37	34.6	26 to 36	89.2	35	94.6	6	30	1
2/3/2021	22:00	0	0	1	0	2	8	0	0	0	0	0	0	0	0	0	0	0	0	0	11	37.3	28 to 38	90.9	10	90.9	2	9	0
2/3/2021	23:00	1	1	1	3	2	0	0	0	0	0	0	0	0	0	0	0	0	0	0	8	32	23 to 33	75.0	5	62.5	1	7	0
24 Hr Summary		2	12	112	499	549	123	7	3	0	0	0	0	0	0	0	0	0	0	0	1307	35	26 to 36	84.3	1181	90.4	214	1067	26

Merged Histogram		from Wed-Feb-03-2021-12-00-PM to Tue-Feb-09-2021-11-59-PM																										
Arrowhead Trl																												
Date	Starting Hr:min	<15	15 to <20	20 to <25	25 to <30	30 to <35	35 to <40	40 to <45	45 to <50	50 to <55	55 to <60	60 to <65	65 to <70	70 to <75	75 to <80	80 to <85	85 to <90	90 to <95	95 to >100	Total Counts	85pct Speed	10MPH Pace	% in pace	# of Speeders	% Speeders	VEH_SM	VEH_MED	VEH_LG
2/4/2021	00:00	0	0	0	1	1	1	0	0	0	0	0	0	0	0	0	0	0	0	3	38	28 to 38	100.0	3	100.0	0	3	0
2/4/2021	01:00	0	0	0	0	1	0	0	0	0	0	0	0	0	0	0	0	0	0	1	31	21 to 31	100.0	1	100.0	0	1	0
2/4/2021	02:00	0	0	0	1	0	0	0	0	0	0	0	0	0	0	0	0	0	0	1	29	19 to 29	100.0	1	100.0	0	1	0
2/4/2021	03:00	0	0	0	1	0	1	0	0	0	0	0	0	0	0	0	0	0	0	2	40	17 to 27	50.0	2	100.0	0	2	0
2/4/2021	04:00	0	0	1	0	2	0	0	0	0	0	0	0	0	0	0	0	0	0	3	34	24 to 34	100.0	2	66.7	0	1	2
2/4/2021	05:00	0	2	1	4	8	0	1	0	0	0	0	0	0	0	0	0	0	0	16	34	24 to 34	75.0	13	81.3	1	15	0
2/4/2021	06:00	0	1	3	14	17	4	0	0	0	0	0	0	0	0	0	0	0	0	39	33.5	25 to 35	84.6	35	89.7	7	31	1
2/4/2021	07:00	0	3	10	58	102	32	0	0	0	0	0	0	0	0	0	0	0	0	205	35.1	27 to 37	86.8	192	93.7	28	175	2
2/4/2021	08:00	0	3	8	47	68	15	0	0	0	0	0	0	0	0	0	0	0	0	141	34.1	26 to 36	88.7	130	92.2	26	111	4
2/4/2021	09:00	0	1	12	40	52	13	0	1	0	0	0	0	0	0	0	0	0	0	119	34.6	25 to 35	82.4	106	89.1	21	90	8
2/4/2021	10:00	0	0	10	38	46	14	1	0	0	0	0	0	0	0	0	0	0	0	109	34.9	25 to 35	80.7	99	90.8	17	90	2
2/4/2021	11:00	2	1	13	58	61	18	1	0	0	0	0	0	0	0	0	0	0	0	154	34.4	27 to 37	81.8	138	89.6	23	127	4
2/4/2021	12:00	0	3	15	59	61	12	0	0	0	0	0	0	0	0	0	0	0	0	150	34.2	26 to 36	84.0	132	88.0	12	132	6
2/4/2021	13:00	0	3	19	66	60	15	1	1	0	0	0	0	0	0	0	0	0	0	165	34	25 to 35	81.2	143	86.7	26	134	5
2/4/2021	14:00	1	2	18	69	90	26	4	0	0	0	0	0	0	0	0	0	0	0	210	34.8	27 to 37	81.4	189	90.0	29	173	8
2/4/2021	15:00	0	2	9	73	74	23	0	1	0	0	0	0	0	0	0	0	0	0	182	34.6	26 to 36	85.7	171	94.0	24	148	10
2/4/2021	16:00	0	1	6	57	93	22	4	0	0	0	0	0	0	0	0	0	0	0	183	34.9	26 to 36	86.9	176	96.2	30	146	7
2/4/2021	17:00	0	1	15	89	94	23	0	0	0	0	0	0	0	0	0	0	0	0	222	34.4	26 to 36	87.4	206	92.8	31	186	5
2/4/2021	18:00	0	0	14	53	55	11	2	0	0	0	0	0	0	0	0	0	0	0	135	34	25 to 35	84.4	121	89.6	17	114	4
2/4/2021	19:00	0	1	9	25	45	12	0	0	0	0	0	0	0	0	0	0	0	0	92	34.7	28 to 38	80.4	82	89.1	17	69	6
2/4/2021	20:00	0	1	8	22	20	5	0	0	0	0	0	0	0	0	0	0	0	0	56	34.4	25 to 35	80.4	47	83.9	10	46	0
2/4/2021	21:00	0	0	2	13	14	3	0	0	0	0	0	0	0	0	0	0	0	0	32	33	26 to 36	90.6	30	93.8	2	29	1
2/4/2021	22:00	0	0	1	3	3	1	0	0	0	0	0	0	0	0	0	0	0	0	8	33	23 to 33	87.5	7	87.5	2	6	0
2/4/2021	23:00	0	0	0	1	3	0	0	0	0	0	0	0	0	0	0	0	0	0	4	34.5	25 to 35	100.0	4	100.0	0	4	0
24 Hr Summary		3	25	174	792	970	251	14	3	0	0	0	0	0	0	0	0	0	0	2232	35	26 to 36	83.1	2030	90.9	323	1834	75

Merged Histogram		from Wed-Feb-03-2021-12-00-PM to Tue-Feb-09-2021-11-59-PM																										
Arrowhead Trl																												
Date	Starting Hr:min	<15	15 to <20	20 to <25	25 to <30	30 to <35	35 to <40	40 to <45	45 to <50	50 to <55	55 to <60	60 to <65	65 to <70	70 to <75	75 to <80	80 to <85	85 to <90	90 to <95	95 to >100	Total Counts	85pct Speed	10MPH Pace	% in pace	# of Speeders	% Speeders	VEH_SM	VEH_MED	VEH_LG
2/5/2021	00:00	0	0	0	2	0	0	0	0	0	0	0	0	0	0	0	0	0	0	2	29	19 to 29	100.0	2	100.0	0	2	0
2/5/2021	01:00	0	0	0	2	0	0	0	0	0	0	0	0	0	0	0	0	0	0	2	28	18 to 28	100.0	2	100.0	1	1	0
2/5/2021	02:00	*	*	*	*	*	*	*	*	*	*	*	*	*	*	*	*	*	*	*	*	*	*	*	*	*	*	*
2/5/2021	03:00	0	0	0	1	1	0	1	0	0	0	0	0	0	0	0	0	0	0	3	42	22 to 32	66.7	3	100.0	0	3	0
2/5/2021	04:00	0	0	0	1	3	1	0	0	0	0	0	0	0	0	0	0	0	0	5	35	30 to 40	100.0	5	100.0	1	4	0
2/5/2021	05:00	0	0	2	0	3	0	0	0	0	0	0	0	0	0	0	0	0	0	5	33	23 to 33	80.0	3	60.0	0	5	0
2/5/2021	06:00	0	0	2	9	10	1	0	0	0	0	0	0	0	0	0	0	0	0	22	33	24 to 34	95.5	20	90.9	0	22	0
2/5/2021	07:00	0	3	17	66	95	21	2	0	0	0	0	0	0	0	0	0	0	0	204	34.1	26 to 36	83.3	184	90.2	23	175	6
2/5/2021	08:00	0	3	5	48	62	12	0	0	0	0	0	0	0	0	0	0	0	0	130	34.5	26 to 36	91.5	122	93.8	16	111	3
2/5/2021	09:00	0	3	7	61	61	10	0	0	0	0	0	0	0	0	0	0	0	0	142	34	26 to 36	89.4	132	93.0	18	121	3
2/5/2021	10:00	1	3	11	59	61	10	0	0	0	0	0	0	0	0	0	0	0	0	145	33.5	26 to 36	86.9	130	89.7	18	119	8
2/5/2021	11:00	0	1	21	73	60	16	0	0	0	0	0	0	0	0	0	0	0	0	171	32.9	25 to 35	83.6	149	87.1	23	139	9
2/5/2021	12:00	1	2	4	66	77	16	0	0	0	0	0	0	0	0	0	0	0	0	166	34.1	26 to 36	90.4	159	95.8	23	135	8
2/5/2021	13:00	1	1	17	64	67	9	1	0	0	0	0	0	0	0	0	0	0	0	160	33.5	25 to 35	83.8	141	88.1	33	121	6
2/5/2021	14:00	0	0	10	84	86	15	2	0	0	0	0	0	0	0	0	0	0	0	197	33.6	26 to 36	89.8	187	94.9	30	159	8
2/5/2021	15:00	0	0	34	83	92	22	0	0	0	0	0	0	0	0	0	0	0	0	231	33.9	25 to 35	81.0	197	85.3	28	195	8
2/5/2021	16:00	0	4	12	64	76	24	1	0	0	0	0	0	0	0	0	0	0	0	181	34.8	26 to 36	82.9	165	91.2	29	144	8
2/5/2021	17:00	0	1	18	74	97	31	5	1	1	0	0	0	0	0	0	0	0	0	228	35.3	27 to 37	81.6	209	91.7	38	185	5
2/5/2021	18:00	0	0	14	51	49	11	1	0	0	0	0	0	0	0	0	0	0	0	126	33.5	26 to 36	84.9	112	88.9	12	110	4
2/5/2021	19:00	0	0	8	30	30	9	1	0	0	0	0	0	0	0	0	0	0	0	78	34.6	27 to 37	87.2	70	89.7	9	66	3
2/5/2021	20:00	0	0	6	21	23	7	0	0	0	0	0	0	0	0	0	0	0	0	57	33.8	26 to 36	84.2	51	89.5	10	47	0
2/5/2021	21:00	0	0	1	22	15	4	0	0	0	0	0	0	0	0	0	0	0	0	42	34	26 to 36	92.9	41	97.6	1	39	2
2/5/2021	22:00	0	0	1	8	6	3	0	0	0	0	0	0	0	0	0	0	0	0	18	35	28 to 38	88.9	17	94.4	0	16	2
2/5/2021	23:00	0	0	4	3	8	1	0	0	0	0	0	0	0	0	0	0	0	0	16	33.5	24 to 34	93.8	12	75.0	3	12	1
24 Hr Summary		3	21	194	892	982	223	14	1	1	0	0	0	0	0	0	0	0	0	2331	35	26 to 36	84.9	2113	90.6	316	1931	84

Merged Histogram		from Wed-Feb-03-2021-12-00-PM to Tue-Feb-09-2021-11-59-PM																										
Arrowhead Trl																												
Date	Starting Hr:min	<15	15 to <20	20 to <25	25 to <30	30 to <35	35 to <40	40 to <45	45 to <50	50 to <55	55 to <60	60 to <65	65 to <70	70 to <75	75 to <80	80 to <85	85 to <90	90 to <95	95 to >100	Total Counts	85pct Speed	10MPH Pace	% in pace	# of Speeders	% Speeders	VEH_SM	VEH_MED	VEH_LG
2/6/2021	00:00	0	0	0	1	2	0	0	0	0	0	0	0	0	0	0	0	0	0	3	35	25 to 35	100.0	3	100.0	1	2	0
2/6/2021	01:00	0	0	0	2	2	0	0	0	0	0	0	0	0	0	0	0	0	0	4	33	25 to 35	100.0	4	100.0	0	4	0
2/6/2021	02:00	0	0	0	1	2	0	0	0	0	0	0	0	0	0	0	0	0	0	3	33	23 to 33	100.0	3	100.0	1	2	0
2/6/2021	03:00	0	0	0	1	3	1	0	0	0	0	0	0	0	0	0	0	0	0	5	34	27 to 37	100.0	5	100.0	0	5	0
2/6/2021	04:00	0	0	0	0	0	2	0	0	0	0	0	0	0	0	0	0	0	0	2	39	29 to 39	100.0	2	100.0	0	2	0
2/6/2021	05:00	*	*	*	*	*	*	*	*	*	*	*	*	*	*	*	*	*	*	*	*	*	*	*	*	*	*	*
2/6/2021	06:00	0	1	2	4	3	1	0	0	0	0	0	0	0	0	0	0	0	0	11	31	21 to 31	72.7	8	72.7	1	10	0
2/6/2021	07:00	0	0	1	14	15	2	1	0	0	0	0	0	0	0	0	0	0	0	33	34.5	26 to 36	90.9	32	97.0	1	28	4
2/6/2021	08:00	0	0	4	23	32	5	0	0	0	0	0	0	0	0	0	0	0	0	64	33.8	25 to 35	89.1	60	93.8	6	54	4
2/6/2021	09:00	0	2	7	36	41	10	3	0	0	0	0	0	0	0	0	0	0	0	99	34	25 to 35	81.8	90	90.9	8	91	0
2/6/2021	10:00	0	1	9	55	64	11	2	0	0	0	0	0	0	0	0	0	0	0	142	34.3	26 to 36	87.3	132	93.0	15	119	8
2/6/2021	11:00	0	4	7	53	56	26	0	0	0	0	0	0	0	0	0	0	1	0	147	35.4	26 to 36	83.7	136	92.5	23	120	4
2/6/2021	12:00	1	1	7	71	64	15	1	0	0	0	0	0	0	0	0	0	0	0	160	33.9	26 to 36	89.4	151	94.4	24	134	2
2/6/2021	13:00	0	3	15	68	88	26	0	0	0	0	0	0	0	0	0	0	0	0	200	34.7	27 to 37	86.5	182	91.0	25	167	8
2/6/2021	14:00	0	0	6	67	70	12	2	0	0	0	0	0	0	0	0	0	0	0	157	34.3	26 to 36	91.7	151	96.2	19	129	9
2/6/2021	15:00	0	1	13	41	62	16	2	0	0	0	0	0	0	0	0	0	0	0	135	34.8	26 to 36	81.5	121	89.6	15	116	4
2/6/2021	16:00	0	1	12	56	53	20	1	0	0	0	0	0	0	0	0	0	0	0	143	35	26 to 36	83.2	130	90.9	14	126	3
2/6/2021	17:00	0	1	12	54	55	14	1	0	0	0	0	0	0	0	0	0	0	0	137	34	26 to 36	84.7	124	90.5	19	113	5
2/6/2021	18:00	0	1	5	44	42	13	1	0	0	0	0	0	0	0	0	0	0	0	106	34.6	25 to 35	84.0	100	94.3	11	91	4
2/6/2021	19:00	0	3	8	30	28	6	0	0	0	0	0	0	0	0	0	0	0	0	75	33.5	24 to 34	81.3	64	85.3	7	64	4
2/6/2021	20:00	0	0	6	9	15	5	1	0	0	0	0	0	0	0	0	0	0	0	36	35.3	27 to 37	80.6	30	83.3	6	27	3
2/6/2021	21:00	0	0	0	10	19	6	0	0	0	0	0	0	0	0	0	0	0	0	35	35.3	26 to 36	91.4	35	100.0	4	29	2
2/6/2021	22:00	0	2	0	7	6	1	0	1	0	0	0	0	0	0	0	0	0	0	17	32	26 to 36	82.4	15	88.2	4	12	1
2/6/2021	23:00	0	0	2	8	10	2	0	0	0	0	0	0	0	0	0	0	0	0	22	34.5	26 to 36	86.4	20	90.9	3	18	1
24 Hr Summary		1	21	116	655	732	194	15	1	0	0	0	0	0	0	0	0	1	0	1736	35	26 to 36	85.0	1598	92.1	207	1463	66

Merged Histogram		from Wed-Feb-03-2021-12-00-PM to Tue-Feb-09-2021-11-59-PM																										
Arrowhead Trl																												
Date	Starting Hr:min	<15	15 to <20	20 to <25	25 to <30	30 to <35	35 to <40	40 to <45	45 to <50	50 to <55	55 to <60	60 to <65	65 to <70	70 to <75	75 to <80	80 to <85	85 to <90	90 to <95	95 to >100	Total Counts	85pct Speed	10MPH Pace	% in pace	# of Speeders	% Speeders	VEH_SM	VEH_MED	VEH_LG
2/7/2021	00:00	0	0	0	6	5	0	0	0	0	0	0	0	0	0	0	0	0	0	11	32	23 to 33	100.0	11	100.0	1	10	0
2/7/2021	01:00	0	0	0	1	2	0	0	0	0	0	0	0	0	0	0	0	0	0	3	33	23 to 33	100.0	3	100.0	0	3	0
2/7/2021	02:00	0	0	0	1	2	0	0	0	0	0	0	0	0	0	0	0	0	0	3	31	21 to 31	100.0	3	100.0	0	3	0
2/7/2021	03:00	0	0	0	1	0	0	0	0	0	0	0	0	0	0	0	0	0	0	1	29	19 to 29	100.0	1	100.0	0	1	0
2/7/2021	04:00	0	0	0	0	0	1	0	0	0	0	0	0	0	0	0	0	0	0	1	37	27 to 37	100.0	1	100.0	0	1	0
2/7/2021	05:00	0	0	1	0	0	0	0	0	0	0	0	0	0	0	0	0	0	0	1	25	15 to 25	100.0	*	*	0	0	1
2/7/2021	06:00	0	1	0	3	4	0	0	0	0	0	0	0	0	0	0	0	0	0	8	32.7	23 to 33	87.5	7	87.5	0	8	0
2/7/2021	07:00	0	0	0	6	14	1	0	0	0	0	0	0	0	0	0	0	0	0	21	34.3	25 to 35	95.2	21	100.0	3	18	0
2/7/2021	08:00	0	0	2	16	20	6	1	0	0	0	0	0	0	0	0	0	0	0	45	35	28 to 38	86.7	43	95.6	3	39	3
2/7/2021	09:00	0	0	6	38	26	6	1	0	0	0	0	0	0	0	0	0	0	0	77	33.8	26 to 36	87.0	71	92.2	5	69	3
2/7/2021	10:00	0	4	9	38	53	6	0	0	0	0	0	0	0	0	0	0	0	0	110	34.2	25 to 35	90.9	97	88.2	7	98	5
2/7/2021	11:00	0	1	9	43	43	7	0	0	0	0	0	0	0	0	0	0	0	0	103	33.6	26 to 36	87.4	93	90.3	7	88	8
2/7/2021	12:00	0	3	9	47	66	20	0	0	0	0	0	0	0	0	0	0	0	0	145	34.9	26 to 36	86.2	133	91.7	27	116	2
2/7/2021	13:00	0	0	8	57	77	15	0	0	0	0	0	0	0	0	0	0	0	0	157	33.8	26 to 36	91.1	149	94.9	30	124	3
2/7/2021	14:00	0	2	10	59	75	12	2	0	0	0	0	0	0	0	0	0	0	0	160	34.1	26 to 36	87.5	148	92.5	17	137	6
2/7/2021	15:00	1	2	6	52	56	16	3	0	0	0	0	0	0	0	0	0	0	0	136	34.9	26 to 36	83.1	127	93.4	19	115	2
2/7/2021	16:00	0	2	14	81	62	13	0	0	0	0	0	0	0	0	0	0	0	0	172	33.3	26 to 36	86.0	156	90.7	33	135	4
2/7/2021	17:00	0	2	16	42	64	13	1	0	0	0	0	0	0	0	0	0	0	0	138	33.8	28 to 38	81.9	120	87.0	10	123	5
2/7/2021	18:00	0	0	5	37	56	13	1	0	0	0	0	0	0	0	0	0	0	0	112	34.6	26 to 36	86.6	107	95.5	11	100	1
2/7/2021	19:00	0	0	4	15	20	7	0	0	0	0	0	0	0	0	0	0	0	0	46	35	28 to 38	84.8	42	91.3	4	39	3
2/7/2021	20:00	0	1	6	16	24	1	2	0	0	0	0	0	0	0	0	0	0	0	50	34.2	25 to 35	84.0	43	86.0	2	47	1
2/7/2021	21:00	0	0	4	13	20	5	0	1	0	0	0	0	0	0	0	0	0	0	43	35	27 to 37	81.4	39	90.7	4	34	5
2/7/2021	22:00	0	2	2	16	27	11	1	0	0	0	0	0	0	0	0	0	0	0	59	35.5	27 to 37	84.7	55	93.2	4	54	1
2/7/2021	23:00	0	0	0	0	5	2	0	0	0	0	0	0	0	0	0	0	0	0	7	37	29 to 39	100.0	7	100.0	3	4	0
24 Hr Summary		1	20	111	588	721	155	12	1	0	0	0	0	0	0	0	0	0	0	1609	35	26 to 36	85.5	1477	91.8	190	1366	53

Merged Histogram		from Wed-Feb-03-2021-12-00-PM to Tue-Feb-09-2021-11-59-PM																										
Arrowhead Trl																												
Date	Starting Hr:min	<15	15 to <20	20 to <25	25 to <30	30 to <35	35 to <40	40 to <45	45 to <50	50 to <55	55 to <60	60 to <65	65 to <70	70 to <75	75 to <80	80 to <85	85 to <90	90 to <95	95 to >100	Total Counts	85pct Speed	10MPH Pace	% in pace	# of Speeders	% Speeders	VEH_SM	VEH_MED	VEH_LG
2/8/2021	00:00	0	0	0	0	1	1	0	0	0	0	0	0	0	0	0	0	0	0	2	40	30 to 40	100.0	2	100.0	0	2	0
2/8/2021	01:00	0	0	0	0	1	0	0	0	0	0	0	0	0	0	0	0	0	0	1	35	25 to 35	100.0	1	100.0	0	1	0
2/8/2021	02:00	0	0	0	1	0	0	0	0	0	0	0	0	0	0	0	0	0	0	1	30	20 to 30	100.0	1	100.0	0	1	0
2/8/2021	03:00	0	0	0	1	1	0	0	0	0	0	0	0	0	0	0	0	0	0	2	35	25 to 35	100.0	2	100.0	0	2	0
2/8/2021	04:00	0	0	0	1	2	0	1	0	0	0	0	0	0	0	0	0	0	0	4	33	23 to 33	75.0	4	100.0	0	4	0
2/8/2021	05:00	0	1	1	2	1	2	0	0	0	0	0	0	0	0	0	0	0	0	7	36	27 to 37	71.4	5	71.4	1	6	0
2/8/2021	06:00	0	1	2	10	18	1	1	0	0	0	0	0	0	0	0	0	0	0	33	33.5	25 to 35	87.9	30	90.9	6	27	0
2/8/2021	07:00	0	0	7	59	87	24	2	0	0	0	0	0	0	0	0	0	0	0	179	35	27 to 37	89.4	172	96.1	25	149	5
2/8/2021	08:00	0	1	5	46	48	10	2	0	0	0	0	0	0	0	0	0	0	0	112	34	26 to 36	88.4	106	94.6	21	88	3
2/8/2021	09:00	0	1	5	49	52	12	2	0	0	0	0	0	0	0	0	0	0	0	121	34.4	25 to 35	86.8	115	95.0	20	96	5
2/8/2021	10:00	1	3	5	48	62	10	3	0	0	0	0	0	0	0	0	0	0	0	132	34.1	26 to 36	86.4	123	93.2	22	101	9
2/8/2021	11:00	0	2	14	48	64	14	0	0	0	0	0	0	0	0	0	0	0	0	142	34.5	25 to 35	83.8	126	88.7	27	105	10
2/8/2021	12:00	1	1	8	64	65	9	1	0	0	0	0	0	0	0	0	0	0	0	149	33.8	25 to 35	90.6	139	93.3	25	120	4
2/8/2021	13:00	0	2	5	65	61	15	2	0	0	0	0	0	0	0	0	0	0	0	150	34.4	26 to 36	88.0	143	95.3	16	129	5
2/8/2021	14:00	1	2	6	89	89	13	0	0	0	0	0	0	0	0	1	0	0	0	201	33.7	25 to 35	91.0	192	95.5	24	172	5
2/8/2021	15:00	3	2	23	62	65	13	1	0	0	0	0	0	0	0	0	0	0	0	169	33.5	25 to 35	81.7	141	83.4	22	142	5
2/8/2021	16:00	0	2	25	94	88	22	2	0	0	0	0	0	0	0	0	0	0	0	233	33.9	25 to 35	83.3	206	88.4	36	197	0
2/8/2021	17:00	1	2	15	92	82	27	2	0	0	0	0	0	0	0	0	0	0	0	221	34.7	25 to 35	83.7	203	91.9	30	186	5
2/8/2021	18:00	0	2	17	60	56	15	0	0	0	0	0	0	0	0	0	0	0	0	150	33.6	24 to 34	86.7	131	87.3	23	124	3
2/8/2021	19:00	1	1	14	26	29	4	1	0	0	0	0	0	0	0	0	0	0	0	76	33	23 to 33	80.3	60	78.9	7	66	3
2/8/2021	20:00	0	0	2	26	26	4	0	0	0	0	0	0	0	0	0	0	0	0	58	33.8	25 to 35	93.1	56	96.6	3	51	4
2/8/2021	21:00	0	0	3	5	6	0	0	0	0	0	0	0	0	0	0	0	0	0	14	33	25 to 35	85.7	11	78.6	2	10	2
2/8/2021	22:00	0	0	1	6	4	3	0	0	0	0	0	0	0	0	0	0	0	0	14	37	25 to 35	78.6	13	92.9	0	14	0
2/8/2021	23:00	0	0	0	0	1	0	0	0	0	0	0	0	0	0	0	0	0	0	1	34	24 to 34	100.0	1	100.0	0	1	0
24 Hr Summary		8	23	158	854	909	199	20	0	0	0	0	0	0	0	1	0	0	0	2172	35	25 to 35	85.1	1983	91.3	310	1794	68

Merged Histogram		from Wed-Feb-03-2021-12-00-PM to Tue-Feb-09-2021-11-59-PM																											
Arrowhead Trl																													
Date	Starting Hr:min	<15	15 to <20	20 to <25	25 to <30	30 to <35	35 to <40	40 to <45	45 to <50	50 to <55	55 to <60	60 to <65	65 to <70	70 to <75	75 to <80	80 to <85	85 to <90	90 to <95	95 to >100	Total Counts	85pct Speed	10MPH Pace	% in pace	# of Speeders	% Speeders	VEH_SM	VEH_MED	VEH_LG	
2/9/2021	00:00	0	0	0	0	1	0	0	0	0	0	0	0	0	0	0	0	0	0	0	1	32	22 to 32	100.0	1	100.0	0	1	0
2/9/2021	01:00	*	*	*	*	*	*	*	*	*	*	*	*	*	*	*	*	*	*	*	*	*	*	*	*	*	*	*	*
2/9/2021	02:00	0	0	0	1	1	0	0	0	0	0	0	0	0	0	0	0	0	0	0	2	32	22 to 32	100.0	2	100.0	0	2	0
2/9/2021	03:00	0	0	0	2	0	1	0	0	0	0	0	0	0	0	0	0	0	0	0	3	38	17 to 27	66.7	3	100.0	0	3	0
2/9/2021	04:00	0	0	0	1	3	1	1	0	0	0	0	0	0	0	0	0	0	0	0	6	36	26 to 36	83.3	6	100.0	0	6	0
2/9/2021	05:00	0	0	0	8	7	3	0	0	0	0	0	0	0	0	0	0	0	0	0	18	35	27 to 37	94.4	18	100.0	1	16	1
2/9/2021	06:00	0	1	1	11	18	4	0	0	0	0	0	0	0	0	0	0	0	0	0	35	34	26 to 36	88.6	33	94.3	1	34	0
2/9/2021	07:00	0	3	6	69	94	23	2	0	0	0	0	0	0	0	0	0	0	0	0	197	34.5	27 to 37	88.8	188	95.4	18	175	4
2/9/2021	08:00	0	2	9	44	82	21	3	0	0	0	0	0	0	0	0	0	0	0	0	161	35	27 to 37	85.7	150	93.2	29	127	5
2/9/2021	09:00	0	0	4	45	51	19	1	0	0	0	0	0	0	0	0	0	0	0	0	120	35.3	27 to 37	87.5	116	96.7	19	94	7
2/9/2021	10:00	0	4	11	28	50	18	1	0	0	0	0	0	0	0	0	0	0	0	0	112	35.2	27 to 37	79.5	97	86.6	18	90	4
2/9/2021	11:00	0	1	10	73	55	15	0	0	0	0	0	0	0	0	0	0	0	0	0	154	33.7	25 to 35	86.4	143	92.9	23	125	6
2/9/2021	12:00	0	2	12	56	87	17	0	0	0	0	0	0	0	0	0	0	0	0	0	174	34.2	26 to 36	87.9	160	92.0	28	141	5
2/9/2021	13:00	0	4	8	63	59	20	0	0	0	0	0	0	0	0	0	0	0	0	0	154	34.7	25 to 35	83.8	142	92.2	26	128	0
2/9/2021	14:00	2	4	12	74	93	21	0	0	0	0	0	0	0	0	0	0	0	0	0	206	34.2	26 to 36	84.0	188	91.3	31	172	3
2/9/2021	15:00	2	0	25	87	75	20	3	0	0	0	0	0	0	0	0	0	0	0	0	212	34.2	26 to 36	79.7	185	87.3	30	168	14
2/9/2021	16:00	0	2	11	72	87	19	3	0	0	0	0	0	0	0	0	0	0	0	0	194	34.4	27 to 37	87.6	181	93.3	24	166	4
2/9/2021	17:00	0	3	12	82	101	28	3	0	0	0	0	0	0	0	0	0	0	0	0	229	34.8	26 to 36	83.0	214	93.4	32	194	3
2/9/2021	18:00	0	0	17	57	80	10	0	0	0	0	0	0	0	0	0	0	0	0	0	164	33.8	26 to 36	87.8	147	89.6	35	126	3
2/9/2021	19:00	0	1	7	35	30	10	0	0	0	0	0	0	0	0	0	0	0	0	0	83	34	26 to 36	83.1	75	90.4	18	62	3
2/9/2021	20:00	0	1	4	24	24	4	1	0	0	0	0	0	0	0	0	0	0	0	0	58	33.8	25 to 35	84.5	53	91.4	9	49	0
2/9/2021	21:00	0	0	2	13	16	0	0	0	0	0	0	0	0	0	0	0	0	0	0	31	33.2	25 to 35	96.8	29	93.5	1	27	3
2/9/2021	22:00	0	0	2	3	5	0	1	1	0	0	0	0	0	0	0	0	0	0	0	12	35	24 to 34	75.0	10	83.3	1	11	0
2/9/2021	23:00	0	0	0	1	3	0	0	0	0	0	0	0	0	0	0	0	0	0	0	4	32.5	23 to 33	100.0	4	100.0	0	4	0
24 Hr Summary		4	28	153	849	1022	254	19	1	0	0	0	0	0	0	0	0	0	0	0	2330	35	26 to 36	84.3	2145	92.1	344	1921	65

250

Arrowhead Trl

Average Weekly Volumes

Merged: Average Hourly Volume for Week of 2/1/2021
Average Counts By Hour (2/1/2021) Average Counts By Hour (2/1/2021)

Vehicles/Hour

50

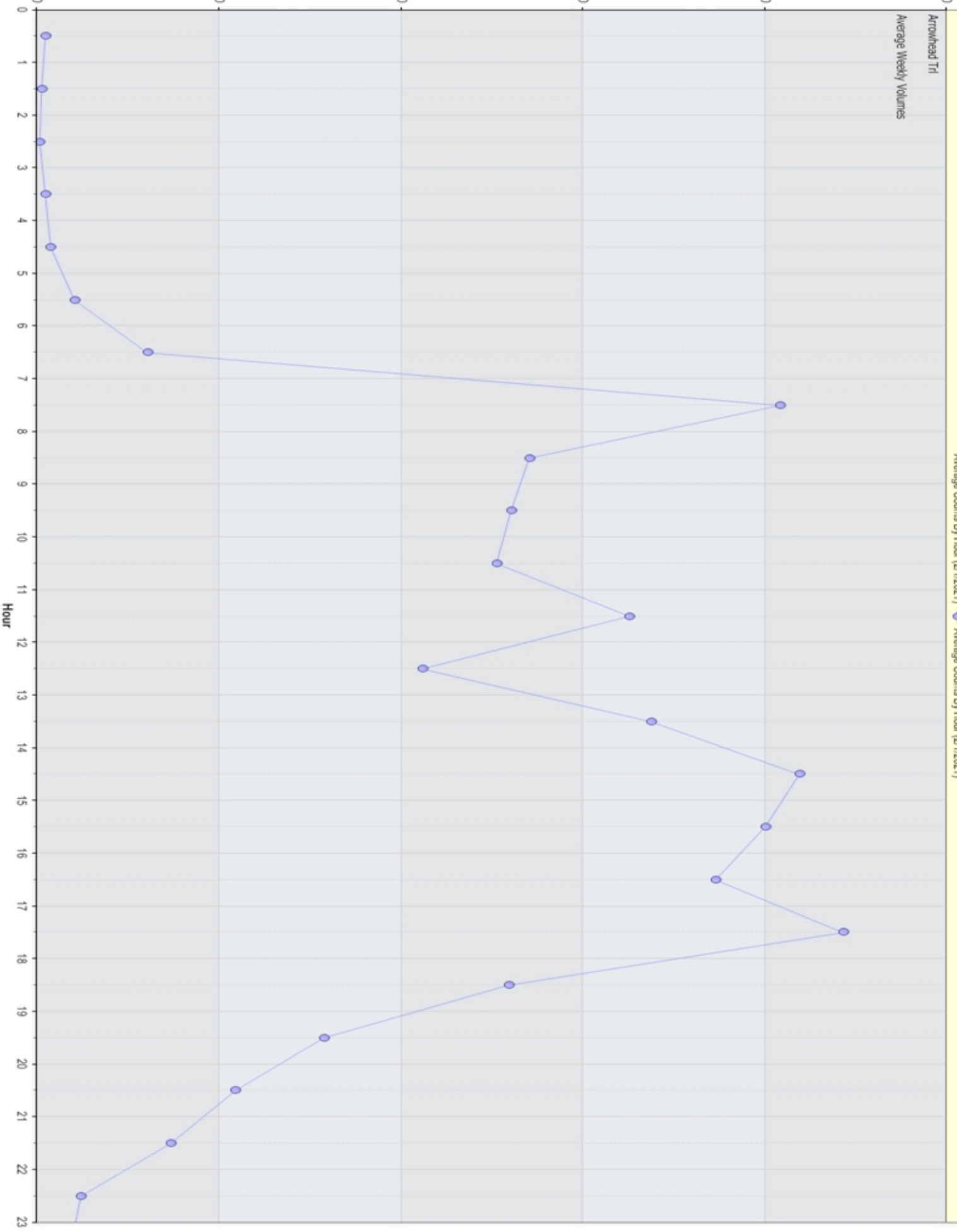
100

150

200

0

1
2
3
4
5
6
7
8
9
10
11
12
13
14
15
16
17
18
19
20
21
22
23



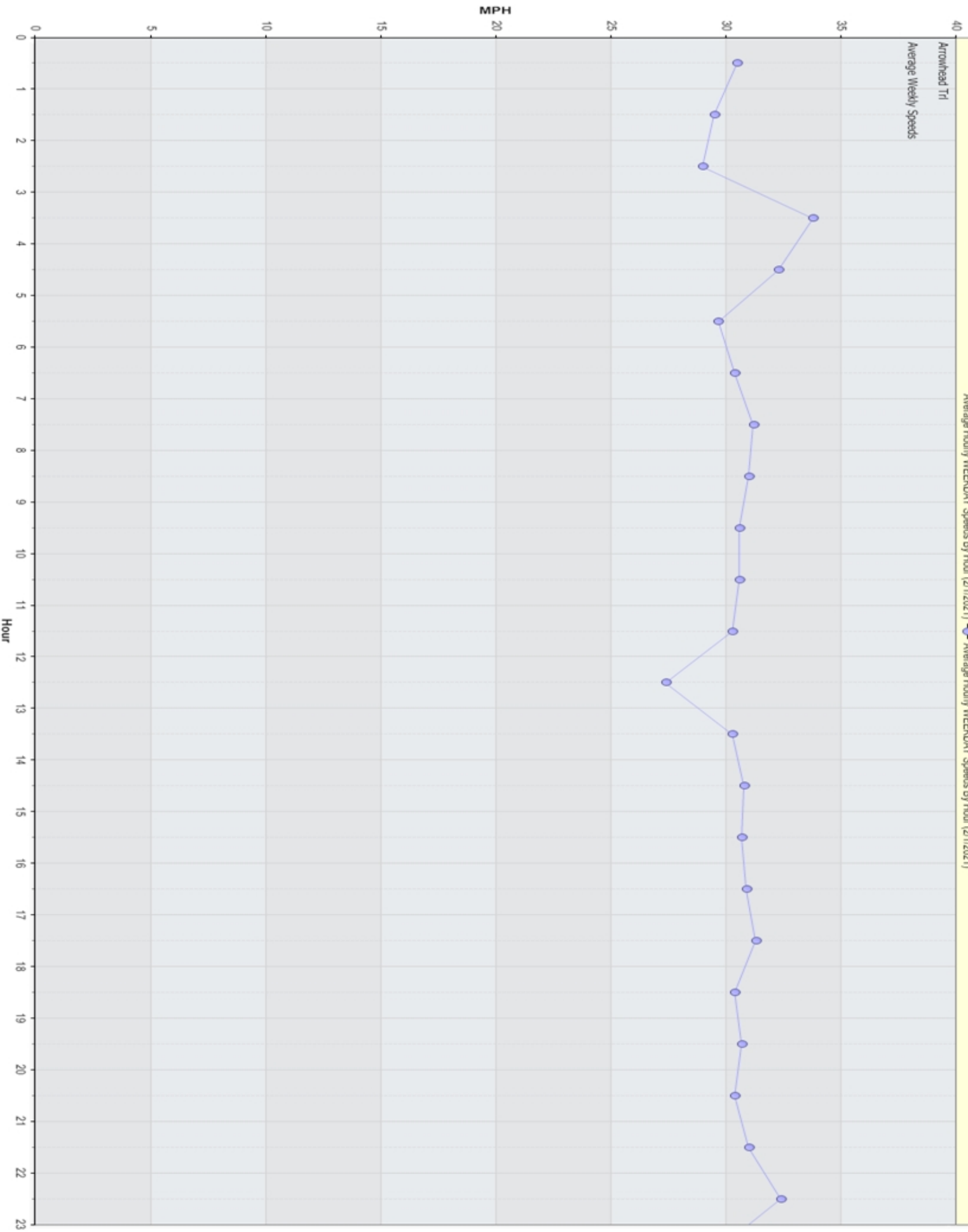
Merged: Average Hourly WEEKDAY Speeds for Week of 2/1/2021

Arrowhead T1

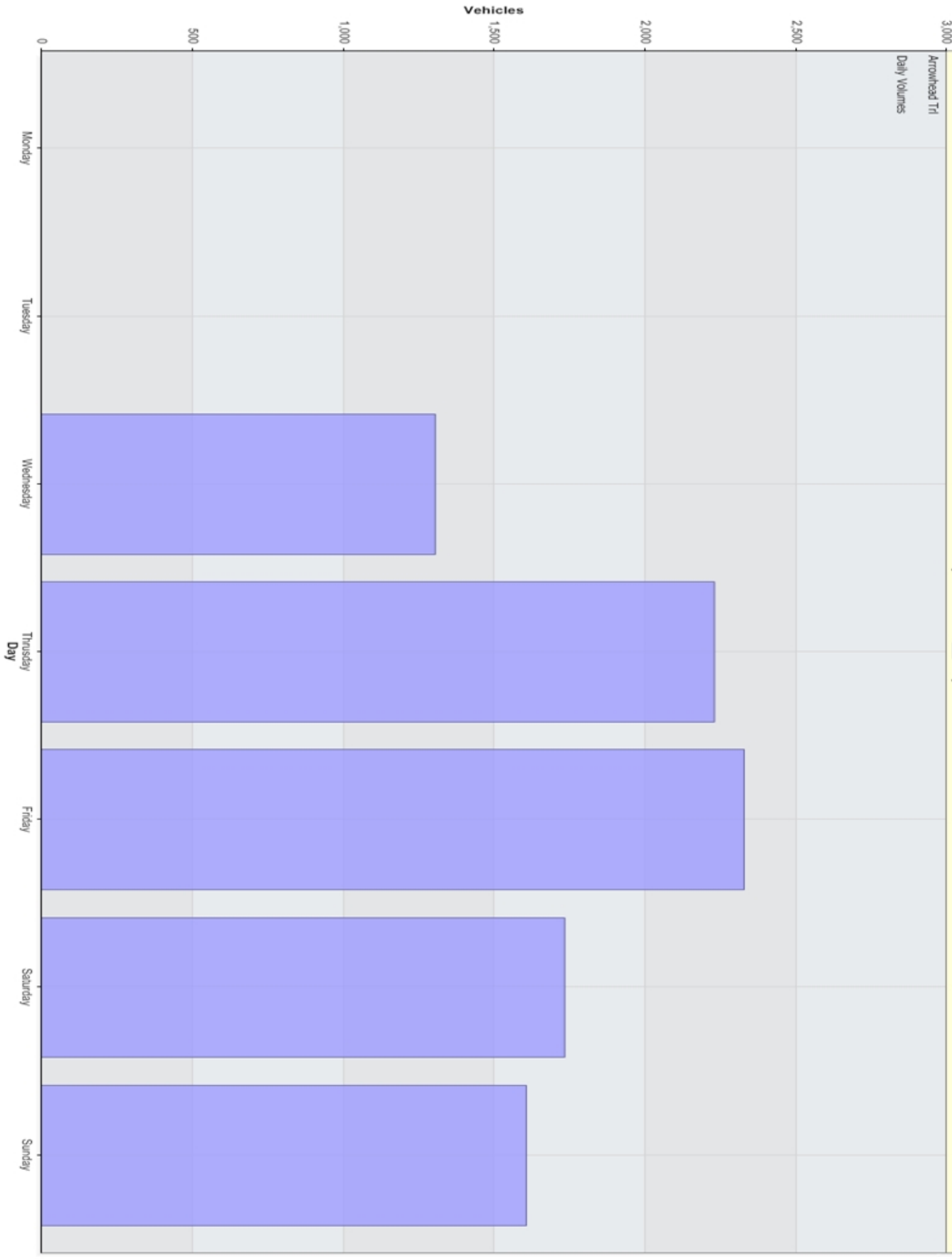
Average Weekly Speeds

Average Hourly WEEKDAY Speeds By Hour (2/1/2021)

Average Hourly WEEKDAY Speeds By Hour (2/1/2021)



Merged: Daily Volume for Week of 2/1/2021
Daily Vehicle Counts



TRAFFIC ANALYSIS REPORT

For Project: Blows Ferry
 Project Notes:
 Location/Name: Merged
 Report Generated: 02/10/2021 15:48
 Speed Intervals 1 MPH
 Time Intervals Instant
 Traffic Report From 02/03/2021 12:00:00 through 02/09/2021 23:59:59
 85th Percentile Speed 36 MPH
 85th Percentile Vehicles 8244
 Max Speed 53 MPH on 02/06/2021 06:45:58
 Total Vehicles 9700
 AADT: 1492

Volumes - weekly counts

Time	5 Day	7 Day
Average Daily	1462	1385
AM Peak 07:00	125	100
PM Peak 05:00	167	147

Speed

Speed Limit: 25
 85th Percentile Speed: 36
 Average Speed: 31.57

	Monday	Tuesday	Wednesday	Thursday	Friday	Saturday	Sunday
Count over limit	1487	1555	914	1118	1375	1151	1033
% over limit	93.6	93.7	92.9	79.8	81.8	90.6	92.4
Avg Speeder	32.9	33.2	32.6	32.4	32.0	33.0	33.3

Class Counts

	Number	%
VEH_SM	65	0.7
VEH_MED	9479	97.7
VEH_LG	156	1.6

[VEH_SM=motorcycle, VEH_MED = sedan, VEH_LG = truck]

Hour	2021-02-01 Monday	to Tuesday	2021-02-07 Wednesday	Thrusday	Friday	Saturday	Sunday	Week Day Avg	Weekend Avg	Week Day 85% Avg Speed
	2021-02-01	2021-02-02	2021-02-03	2021-02-04	2021-02-05	2021-02-06	2021-02-07			
0 - 1	*	*	*	3	1	2	5	2	3.5	33
1 - 2	*	*	*	3	1	4	2	2	3	32
2 - 3	*	*	*	1	*	2	3	1	2.5	30
3 - 4	*	*	*	2	3	5	1	2.5	3	46.5
4 - 5	*	*	*	3	3	2	1	3	1.5	51
5 - 6	*	*	*	12	8	2	3	10	2.5	34.5
6 - 7	*	*	*	24	13	6	6	18.5	6	35
7 - 8	*	*	*	129	129	28	13	129	20.5	36.5
8 - 9	*	*	*	90	93	54	30	91.5	42	33.15
9 - 10	*	*	*	85	95	74	55	90	64.5	31
10 - 11	*	*	*	75	92	102	73	83.5	87.5	31.5
11 - 12	*	*	*	75	119	111	74	97	92.5	32.6
12 - 13	*	*	30	117	128	131	102	91.67	116.5	35.6
13 - 14	*	*	120	90	124	145	110	111.33	127.5	34.3
14 - 15	*	*	168	65	139	116	109	124	112.5	33.67
15 - 16	*	*	137	105	181	99	99	141	99	34.33
16 - 17	*	*	147	129	129	102	109	135	105.5	36.23
17 - 18	*	*	163	157	173	95	95	164.33	95	35.57
18 - 19	*	*	87	98	98	72	90	94.33	81	35.63
19 - 20	*	*	54	64	55	46	29	57.67	37.5	35.83
20 - 21	*	*	38	36	45	22	27	39.67	24.5	36.33
21 - 22	*	*	25	26	31	22	33	27.33	27.5	37.27
22 - 23	*	*	9	8	12	13	43	9.67	28	37.83
23 - 24	*	*	6	4	8	15	6	6	10.5	34
Totals	0	0	984	1401	1680	1270	1118			
% of Total	0%	0%	15.25%	21.71%	26.03%	19.68%	17.33%			

Hour	2021-02-08	to	2021-02-14					Week Day Avg	Weekend Avg	Week Day 85% Avg Speed
	Monday 2021-02-08	Tuesday 2021-02-09	Wednesday 2021-02-10	Thrusday 2021-02-11	Friday 2021-02-12	Saturday 2021-02-13	Sunday 2021-02-14			
0 - 1	2	1	*	*	*	*	*	1.5	0	40.5
1 - 2	*	*	*	*	*	*	*	0	0	0
2 - 3	1	1	*	*	*	*	*	1	0	27
3 - 4	2	3	*	*	*	*	*	2.5	0	35
4 - 5	3	1	*	*	*	*	*	2	0	49
5 - 6	5	15	*	*	*	*	*	10	0	32
6 - 7	22	26	*	*	*	*	*	24	0	35.85
7 - 8	120	125	*	*	*	*	*	122.5	0	36.85
8 - 9	83	121	*	*	*	*	*	102	0	37.35
9 - 10	84	86	*	*	*	*	*	85	0	36.85
10 - 11	106	92	*	*	*	*	*	99	0	36.3
11 - 12	106	115	*	*	*	*	*	110.5	0	36.95
12 - 13	105	131	*	*	*	*	*	118	0	36.2
13 - 14	112	115	*	*	*	*	*	113.5	0	36.85
14 - 15	137	141	*	*	*	*	*	139	0	35.7
15 - 16	137	145	*	*	*	*	*	141	0	35.9
16 - 17	175	130	*	*	*	*	*	152.5	0	35.4
17 - 18	174	171	*	*	*	*	*	172.5	0	35.8
18 - 19	106	111	*	*	*	*	*	108.5	0	35.75
19 - 20	48	57	*	*	*	*	*	52.5	0	34.95
20 - 21	35	38	*	*	*	*	*	36.5	0	36.75
21 - 22	12	18	*	*	*	*	*	15	0	33.9
22 - 23	12	10	*	*	*	*	*	11	0	37
23 - 24	1	6	*	*	*	*	*	3.5	0	32.5
Totals	1588	1659	0	0	0	0	0			
% of Total	48.91%	51.09%	0%	0%	0%	0%	0%			

Feb 2021										
Hour	Monday	Tuesday	Wednesday	Thursday	Friday	Saturday	Sunday	Week Day Avg	Weekend Avg	Week Day 85% Avg Speed
0 - 1	2	1	*	3	1	2	5	1.75	3.5	36.75
1 - 2	*	*	*	3	1	4	2	2	3	32
2 - 3	1	1	*	1	*	2	3	1	2.5	28
3 - 4	2	3	*	2	3	5	1	2.5	3	40.75
4 - 5	3	1	*	3	3	2	1	2.5	1.5	50
5 - 6	5	15	*	12	8	2	3	10	2.5	33.25
6 - 7	22	26	*	24	13	6	6	21.25	6	35.42
7 - 8	120	125	*	129	129	28	13	125.75	20.5	36.68
8 - 9	83	121	*	90	93	54	30	96.75	42	35.25
9 - 10	84	86	*	85	95	74	55	87.5	64.5	33.93
10 - 11	106	92	*	75	92	102	73	91.25	87.5	33.9
11 - 12	106	115	*	75	119	111	74	103.75	92.5	34.78
12 - 13	105	131	30	117	128	131	102	102.2	116.5	35.84
13 - 14	112	115	120	90	124	145	110	112.2	127.5	35.32
14 - 15	137	141	168	65	139	116	109	130	112.5	34.48
15 - 16	137	145	137	105	181	99	99	141	99	34.96
16 - 17	175	130	147	129	129	102	109	142	105.5	35.9
17 - 18	174	171	163	157	173	95	95	167.6	95	35.66
18 - 19	106	111	87	98	98	72	90	100	81	35.68
19 - 20	48	57	54	64	55	46	29	55.6	37.5	35.48
20 - 21	35	38	38	36	45	22	27	38.4	24.5	36.5
21 - 22	12	18	25	26	31	22	33	22.4	27.5	35.92
22 - 23	12	10	9	8	12	13	43	10.2	28	37.5
23 - 24	1	6	6	4	8	15	6	5	10.5	33.4
Totals	1588	1659	984	1401	1680	1270	1118			
% of Total	16.37%	17.1%	10.14%	14.44%	17.32%	13.09%	11.53%			

	2021-02-01	to	2021-02-07							
	Monday	Tuesday	Wednesday	Thursday	Friday	Saturday	Sunday	Week	Weekend	Week Day 85%
Hour	2021-02-01	2021-02-02	2021-02-03	2021-02-04	2021-02-05	2021-02-06	2021-02-07	Day Avg	Avg	Avg Speed
0 - 1	*	*	*	34	30	32.5	33.4	32	32.95	33
1 - 2	*	*	*	31.67	30	33	35	30.83	34	32
2 - 3	*	*	*	30	*	36	29.33	30	32.67	30
3 - 4	*	*	*	38.5	38.33	33.6	34	38.42	33.8	46.5
4 - 5	*	*	*	33.33	38.33	40	42	35.83	41	51
5 - 6	*	*	*	29.75	29	22	23.33	29.38	22.67	34.5
6 - 7	*	*	*	31.21	31.77	36.83	30.67	31.49	33.75	35
7 - 8	*	*	*	33.16	33.11	32.82	35.46	33.13	34.14	36.5
8 - 9	*	*	*	28.14	29.35	32.41	33.37	28.75	32.89	33.15
9 - 10	*	*	*	26.45	26.71	33.81	32.36	26.58	33.09	31
10 - 11	*	*	*	26.39	27.88	32.82	32.37	27.13	32.6	31.5
11 - 12	*	*	*	27.25	28.02	31.38	31.96	27.64	31.67	32.6
12 - 13	*	*	30.33	30.75	31.64	31.71	32.16	30.91	31.93	35.6
13 - 14	*	*	32.09	29.17	27.85	31.08	32.82	29.7	31.95	34.3
14 - 15	*	*	31.65	27.18	28.81	31.76	32.8	29.21	32.28	33.67
15 - 16	*	*	31.45	27.62	28.35	31.6	32.78	29.14	32.19	34.33
16 - 17	*	*	31.5	31.91	31.65	32.16	31.27	31.68	31.71	36.23
17 - 18	*	*	31.83	32.28	32.34	31.46	32.6	32.15	32.03	35.57
18 - 19	*	*	31.66	32.43	31.02	31.68	32.72	31.7	32.2	35.63
19 - 20	*	*	33.15	32.16	32.58	32	32.83	32.63	32.41	35.83
20 - 21	*	*	33.21	30.78	33.2	32.55	30.7	32.4	31.62	36.33
21 - 22	*	*	33.16	32.77	33.97	32.86	32.52	33.3	32.69	37.27
22 - 23	*	*	37	33.38	33.08	33.62	34.19	34.49	33.9	37.83
23 - 24	*	*	30.83	32.5	33.88	33.13	35.33	32.4	34.23	34

	2021-02-08	to	2021-02-14					Week	Weekend	Week Day 85%
	Monday	Tuesday	Wednesday	Thursday	Friday	Saturday	Sunday	Day Avg	Avg	Avg Speed
Hour	2021-02-08	2021-02-09	2021-02-10	2021-02-11	2021-02-12	2021-02-13	2021-02-14			
0 - 1	39.5	39	*	*	*	*	*	39.25	0	40.5
1 - 2	*	*	*	*	*	*	*	0	0	0
2 - 3	30	24	*	*	*	*	*	27	0	27
3 - 4	31.5	35.33	*	*	*	*	*	33.42	0	35
4 - 5	37.67	50	*	*	*	*	*	43.83	0	49
5 - 6	25.4	31.07	*	*	*	*	*	28.23	0	32
6 - 7	32.68	32.35	*	*	*	*	*	32.51	0	35.85
7 - 8	32.42	33.47	*	*	*	*	*	32.95	0	36.85
8 - 9	33.14	33.41	*	*	*	*	*	33.28	0	37.35
9 - 10	32.39	32.97	*	*	*	*	*	32.68	0	36.85
10 - 11	32.92	32.25	*	*	*	*	*	32.59	0	36.3
11 - 12	32.96	32.66	*	*	*	*	*	32.81	0	36.95
12 - 13	32.3	31.42	*	*	*	*	*	31.86	0	36.2
13 - 14	32.37	32.4	*	*	*	*	*	32.38	0	36.85
14 - 15	31.83	33.07	*	*	*	*	*	32.45	0	35.7
15 - 16	31.97	31.99	*	*	*	*	*	31.98	0	35.9
16 - 17	31.26	32.05	*	*	*	*	*	31.65	0	35.4
17 - 18	31.58	32.06	*	*	*	*	*	31.82	0	35.8
18 - 19	31.4	32.09	*	*	*	*	*	31.74	0	35.75
19 - 20	32.12	32.18	*	*	*	*	*	32.15	0	34.95
20 - 21	32.6	32.79	*	*	*	*	*	32.69	0	36.75
21 - 22	31.17	32	*	*	*	*	*	31.58	0	33.9
22 - 23	34.67	33.4	*	*	*	*	*	34.03	0	37
23 - 24	34	31	*	*	*	*	*	32.5	0	32.5

Feb 2021										
Hour	Monday	Tuesday	Wednesday	Thursday	Friday	Saturday	Sunday	Week Day Avg	Weekend Avg	Week Day 85% Avg Speed
0 - 1	39.5	39	*	34	30	32.5	33.4	35.62	32.95	36.75
1 - 2	*	*	*	31.67	30	33	35	30.83	34	32
2 - 3	30	24	*	30	*	36	29.33	28	32.67	28
3 - 4	31.5	35.33	*	38.5	38.33	33.6	34	35.92	33.8	40.75
4 - 5	37.67	50	*	33.33	38.33	40	42	39.83	41	50
5 - 6	25.4	31.07	*	29.75	29	22	23.33	28.8	22.67	33.25
6 - 7	32.68	32.35	*	31.21	31.77	36.83	30.67	32	33.75	35.42
7 - 8	32.42	33.47	*	33.16	33.11	32.82	35.46	33.04	34.14	36.68
8 - 9	33.14	33.41	*	28.14	29.35	32.41	33.37	31.01	32.89	35.25
9 - 10	32.39	32.97	*	26.45	26.71	33.81	32.36	29.63	33.09	33.93
10 - 11	32.92	32.25	*	26.39	27.88	32.82	32.37	29.86	32.6	33.9
11 - 12	32.96	32.66	*	27.25	28.02	31.38	31.96	30.22	31.67	34.78
12 - 13	32.3	31.42	30.33	30.75	31.64	31.71	32.16	31.29	31.93	35.84
13 - 14	32.37	32.4	32.09	29.17	27.85	31.08	32.82	30.78	31.95	35.32
14 - 15	31.83	33.07	31.65	27.18	28.81	31.76	32.8	30.51	32.28	34.48
15 - 16	31.97	31.99	31.45	27.62	28.35	31.6	32.78	30.28	32.19	34.96
16 - 17	31.26	32.05	31.5	31.91	31.65	32.16	31.27	31.67	31.71	35.9
17 - 18	31.58	32.06	31.83	32.28	32.34	31.46	32.6	32.02	32.03	35.66
18 - 19	31.4	32.09	31.66	32.43	31.02	31.68	32.72	31.72	32.2	35.68
19 - 20	32.12	32.18	33.15	32.16	32.58	32	32.83	32.44	32.41	35.48
20 - 21	32.6	32.79	33.21	30.78	33.2	32.55	30.7	32.52	31.62	36.5
21 - 22	31.17	32	33.16	32.77	33.97	32.86	32.52	32.61	32.69	35.92
22 - 23	34.67	33.4	37	33.38	33.08	33.62	34.19	34.31	33.9	37.5
23 - 24	34	31	30.83	32.5	33.88	33.13	35.33	32.44	34.23	33.4

	2021-02-01	to	2021-02-07							
	Monday	Tuesday	Wednesday	Thrusday	Friday	Saturday	Sunday	Week	Weekend	Week Day 85%
Hour	2021-02-01	2021-02-02	2021-02-03	2021-02-04	2021-02-05	2021-02-06	2021-02-07	Day Avg	Avg	Avg Speed
0 - 1	*	*	*	36	30	36	35	33	35.5	33
1 - 2	*	*	*	34	30	34	37	32	35.5	32
2 - 3	*	*	*	30	*	38	32	30	35	30
3 - 4	*	*	*	46	47	36	34	46.5	35	46.5
4 - 5	*	*	*	51	51	47	42	51	44.5	51
5 - 6	*	*	*	35	34	24	24	34.5	24	34.5
6 - 7	*	*	*	35	35	39	37	35	38	35
7 - 8	*	*	*	36.6	36.4	36.5	41.5	36.5	39	36.5
8 - 9	*	*	*	31.8	34.5	35.8	37	33.15	36.4	33.15
9 - 10	*	*	*	30.7	31.3	38.8	37	31	37.9	31
10 - 11	*	*	*	31	32	36.6	35.7	31.5	36.15	31.5
11 - 12	*	*	*	33.3	31.9	35.2	35.7	32.6	35.45	32.6
12 - 13	*	*	35	34.8	37	35.7	36.2	35.6	35.95	35.6
13 - 14	*	*	35.6	34.7	32.6	35.8	37.2	34.3	36.5	34.3
14 - 15	*	*	35.1	33	32.9	35.8	36.5	33.67	36.15	33.67
15 - 16	*	*	35.4	34.6	33	36.2	36.5	34.33	36.35	34.33
16 - 17	*	*	36.1	36.7	35.9	37.1	35.8	36.23	36.45	36.23
17 - 18	*	*	34.8	35.8	36.1	35.4	36.7	35.57	36.05	35.57
18 - 19	*	*	35.2	36.6	35.1	37.2	36.7	35.63	36.95	35.63
19 - 20	*	*	37	35.3	35.2	36	40.3	35.83	38.15	35.83
20 - 21	*	*	38	35	36	38	34.8	36.33	36.4	36.33
21 - 22	*	*	36	38.3	37.5	37	36.7	37.27	36.85	37.27
22 - 23	*	*	42	36.5	35	39	38.3	37.83	38.65	37.83
23 - 24	*	*	33	31	38	39	37	34	38	34

Hour	2021-02-08	to	2021-02-14					Week Day Avg	Weekend Avg	Week Day 85% Avg Speed
	Monday 2021-02-08	Tuesday 2021-02-09	Wednesday 2021-02-10	Thursday 2021-02-11	Friday 2021-02-12	Saturday 2021-02-13	Sunday 2021-02-14			
0 - 1	42	39	*	*	*	*	*	40.5	0	40.5
1 - 2	*	*	*	*	*	*	*	0	0	0
2 - 3	30	24	*	*	*	*	*	27	0	27
3 - 4	32	38	*	*	*	*	*	35	0	35
4 - 5	48	50	*	*	*	*	*	49	0	49
5 - 6	27	37	*	*	*	*	*	32	0	32
6 - 7	35	36.7	*	*	*	*	*	35.85	0	35.85
7 - 8	36.6	37.1	*	*	*	*	*	36.85	0	36.85
8 - 9	37.5	37.2	*	*	*	*	*	37.35	0	37.35
9 - 10	36.2	37.5	*	*	*	*	*	36.85	0	36.85
10 - 11	36.6	36	*	*	*	*	*	36.3	0	36.3
11 - 12	37.5	36.4	*	*	*	*	*	36.95	0	36.95
12 - 13	36.7	35.7	*	*	*	*	*	36.2	0	36.2
13 - 14	37.1	36.6	*	*	*	*	*	36.85	0	36.85
14 - 15	35	36.4	*	*	*	*	*	35.7	0	35.7
15 - 16	36	35.8	*	*	*	*	*	35.9	0	35.9
16 - 17	35.8	35	*	*	*	*	*	35.4	0	35.4
17 - 18	35.6	36	*	*	*	*	*	35.8	0	35.8
18 - 19	34.7	36.8	*	*	*	*	*	35.75	0	35.75
19 - 20	34.7	35.2	*	*	*	*	*	34.95	0	34.95
20 - 21	37	36.5	*	*	*	*	*	36.75	0	36.75
21 - 22	33	34.8	*	*	*	*	*	33.9	0	33.9
22 - 23	39	35	*	*	*	*	*	37	0	37
23 - 24	34	31	*	*	*	*	*	32.5	0	32.5

Feb 2021										
Hour	Monday	Tuesday	Wednesday	Thursday	Friday	Saturday	Sunday	Week Day Avg	Weekend Avg	Week Day 85% Avg Speed
0 - 1	42	39	*	36	30	36	35	36.75	35.5	36.75
1 - 2	*	*	*	34	30	34	37	32	35.5	32
2 - 3	30	24	*	30	*	38	32	28	35	28
3 - 4	32	38	*	46	47	36	34	40.75	35	40.75
4 - 5	48	50	*	51	51	47	42	50	44.5	50
5 - 6	27	37	*	35	34	24	24	33.25	24	33.25
6 - 7	35	36.7	*	35	35	39	37	35.42	38	35.42
7 - 8	36.6	37.1	*	36.6	36.4	36.5	41.5	36.68	39	36.68
8 - 9	37.5	37.2	*	31.8	34.5	35.8	37	35.25	36.4	35.25
9 - 10	36.2	37.5	*	30.7	31.3	38.8	37	33.93	37.9	33.93
10 - 11	36.6	36	*	31	32	36.6	35.7	33.9	36.15	33.9
11 - 12	37.5	36.4	*	33.3	31.9	35.2	35.7	34.78	35.45	34.78
12 - 13	36.7	35.7	35	34.8	37	35.7	36.2	35.84	35.95	35.84
13 - 14	37.1	36.6	35.6	34.7	32.6	35.8	37.2	35.32	36.5	35.32
14 - 15	35	36.4	35.1	33	32.9	35.8	36.5	34.48	36.15	34.48
15 - 16	36	35.8	35.4	34.6	33	36.2	36.5	34.96	36.35	34.96
16 - 17	35.8	35	36.1	36.7	35.9	37.1	35.8	35.9	36.45	35.9
17 - 18	35.6	36	34.8	35.8	36.1	35.4	36.7	35.66	36.05	35.66
18 - 19	34.7	36.8	35.2	36.6	35.1	37.2	36.7	35.68	36.95	35.68
19 - 20	34.7	35.2	37	35.3	35.2	36	40.3	35.48	38.15	35.48
20 - 21	37	36.5	38	35	36	38	34.8	36.5	36.4	36.5
21 - 22	33	34.8	36	38.3	37.5	37	36.7	35.92	36.85	35.92
22 - 23	39	35	42	36.5	35	39	38.3	37.5	38.65	37.5
23 - 24	34	31	33	31	38	39	37	33.4	38	33.4

Starting Hour	Count	Average Speed of all Traffic	Violator Counts	Average Speed of Violators
00:00:00	14	34.4	14	34.4
01:00:00	10	32.7	10	32.7
02:00:00	8	30.5	7	31.4
03:00:00	16	35.2	16	35.2
04:00:00	13	38.5	12	39.8
05:00:00	45	28.8	30	32.5
06:00:00	97	32.2	88	33.5
07:00:00	544	33.1	520	33.6
08:00:00	471	31.4	410	32.9
09:00:00	479	30.5	388	32.5
10:00:00	540	30.9	454	32.7
11:00:00	600	30.8	513	32.4
12:00:00	744	31.6	660	32.9
13:00:00	816	31.1	695	32.7
14:00:00	875	31.3	779	32.5
15:00:00	903	30.7	768	32.3
16:00:00	921	31.7	830	32.7
17:00:00	1028	32.0	957	32.8
18:00:00	662	31.9	618	32.5
19:00:00	353	32.4	337	32.9
20:00:00	241	32.3	224	33.1
21:00:00	167	32.8	159	33.3
22:00:00	107	34.1	103	34.6
23:00:00	46	32.9	41	34.0

Blows Ferry from Wed-Feb-03-2021-12-00-PM to Tue-Feb-09-2021-11-59-PM

Date	Starting Hr:min	<15	15 to <20	20 to <25	25 to <30	30 to <35	35 to <40	40 to <45	45 to <50	50 to <55	55 to <60	60 to <65	65 to <70	70 to <75	75 to <80	80 to <85	85 to <90	90 to <95	95 to >100	Total Counts	85pct Speed	10MPH Pace	% in pace	# of Speeders	% Speeders	VEH_SM	VEH_MED	VEH_LG	
2/3/2021	00:00	*	*	*	*	*	*	*	*	*	*	*	*	*	*	*	*	*	*	*	*	*	*	*	*	*	*	*	*
2/3/2021	01:00	*	*	*	*	*	*	*	*	*	*	*	*	*	*	*	*	*	*	*	*	*	*	*	*	*	*	*	*
2/3/2021	02:00	*	*	*	*	*	*	*	*	*	*	*	*	*	*	*	*	*	*	*	*	*	*	*	*	*	*	*	*
2/3/2021	03:00	*	*	*	*	*	*	*	*	*	*	*	*	*	*	*	*	*	*	*	*	*	*	*	*	*	*	*	*
2/3/2021	04:00	*	*	*	*	*	*	*	*	*	*	*	*	*	*	*	*	*	*	*	*	*	*	*	*	*	*	*	*
2/3/2021	05:00	*	*	*	*	*	*	*	*	*	*	*	*	*	*	*	*	*	*	*	*	*	*	*	*	*	*	*	*
2/3/2021	06:00	*	*	*	*	*	*	*	*	*	*	*	*	*	*	*	*	*	*	*	*	*	*	*	*	*	*	*	*
2/3/2021	07:00	*	*	*	*	*	*	*	*	*	*	*	*	*	*	*	*	*	*	*	*	*	*	*	*	*	*	*	*
2/3/2021	08:00	*	*	*	*	*	*	*	*	*	*	*	*	*	*	*	*	*	*	*	*	*	*	*	*	*	*	*	*
2/3/2021	09:00	*	*	*	*	*	*	*	*	*	*	*	*	*	*	*	*	*	*	*	*	*	*	*	*	*	*	*	*
2/3/2021	10:00	*	*	*	*	*	*	*	*	*	*	*	*	*	*	*	*	*	*	*	*	*	*	*	*	*	*	*	*
2/3/2021	11:00	*	*	*	*	*	*	*	*	*	*	*	*	*	*	*	*	*	*	*	*	*	*	*	*	*	*	*	*
2/3/2021	12:00	0	0	6	12	8	1	3	0	0	0	0	0	0	0	0	0	0	0	30	35	25 to 35	70.0	24	80.0	0	29	1	
2/3/2021	13:00	0	1	8	30	57	23	1	0	0	0	0	0	0	0	0	0	0	0	120	35.6	27 to 37	83.3	111	92.5	0	116	4	
2/3/2021	14:00	0	1	7	52	82	21	5	0	0	0	0	0	0	0	0	0	0	0	168	35.1	26 to 36	85.1	160	95.2	0	163	5	
2/3/2021	15:00	0	8	7	36	62	19	5	0	0	0	0	0	0	0	0	0	0	0	137	35.4	26 to 36	76.6	122	89.1	2	132	3	
2/3/2021	16:00	0	3	9	48	58	27	2	0	0	0	0	0	0	0	0	0	0	0	147	36.1	27 to 37	76.9	135	91.8	0	145	2	
2/3/2021	17:00	0	3	6	42	91	18	2	1	0	0	0	0	0	0	0	0	0	0	163	34.8	27 to 37	86.5	154	94.5	1	162	0	
2/3/2021	18:00	0	1	7	24	41	10	4	0	0	0	0	0	0	0	0	0	0	0	87	35.2	25 to 35	81.6	79	90.8	0	87	0	
2/3/2021	19:00	0	0	0	14	24	15	1	0	0	0	0	0	0	0	0	0	0	0	54	37	29 to 39	87.0	54	100.0	0	54	0	
2/3/2021	20:00	0	1	1	9	16	8	2	0	1	0	0	0	0	0	0	0	0	0	38	38	28 to 38	73.7	36	94.7	0	38	0	
2/3/2021	21:00	0	0	0	5	14	5	1	0	0	0	0	0	0	0	0	0	0	0	25	36	27 to 37	88.0	25	100.0	0	25	0	
2/3/2021	22:00	0	0	0	1	1	4	3	0	0	0	0	0	0	0	0	0	0	0	9	42	32 to 42	77.8	9	100.0	0	9	0	
2/3/2021	23:00	0	0	1	2	2	1	0	0	0	0	0	0	0	0	0	0	0	0	6	33	23 to 33	83.3	5	83.3	0	6	0	
24 Hr Summary		0	18	52	275	456	152	29	1	1	0	0	0	0	0	0	0	0	0	984	36	27 to 37	80.4	914	92.9	3	966	15	

Date	Starting Hr:min	<15	15 to <20	20 to <25	25 to <30	30 to <35	35 to <40	40 to <45	45 to <50	50 to <55	55 to <60	60 to <65	65 to <70	70 to <75	75 to <80	80 to <85	85 to <90	90 to <95	95 to >100	Total Counts	85pct Speed	10MPH Pace	% in pace	# of Speeders	% Speeders	VEH_SM	VEH_MED	VEH_LG
2/4/2021	00:00	0	0	0	0	2	1	0	0	0	0	0	0	0	0	0	0	0	0	3	36	26 to 36	100.0	3	100.0	0	3	0
2/4/2021	01:00	0	0	0	1	2	0	0	0	0	0	0	0	0	0	0	0	0	0	3	34	24 to 34	100.0	3	100.0	0	3	0
2/4/2021	02:00	0	0	0	1	0	0	0	0	0	0	0	0	0	0	0	0	0	0	1	30	20 to 30	100.0	1	100.0	0	1	0
2/4/2021	03:00	0	0	0	0	1	0	0	1	0	0	0	0	0	0	0	0	0	0	2	46	21 to 31	50.0	2	100.0	0	2	0
2/4/2021	04:00	0	0	1	1	0	0	0	0	1	0	0	0	0	0	0	0	0	0	3	51	17 to 27	66.7	2	66.7	0	2	1
2/4/2021	05:00	0	2	2	0	6	2	0	0	0	0	0	0	0	0	0	0	0	0	12	35	28 to 38	66.7	8	66.7	0	12	0
2/4/2021	06:00	0	1	3	3	13	4	0	0	0	0	0	0	0	0	0	0	0	0	24	35	25 to 35	75.0	20	83.3	0	23	1
2/4/2021	07:00	0	2	5	20	66	32	4	0	0	0	0	0	0	0	0	0	0	0	129	36.6	28 to 38	85.3	122	94.6	0	126	3
2/4/2021	08:00	1	5	17	39	24	4	0	0	0	0	0	0	0	0	0	0	0	0	90	31.8	24 to 34	78.9	67	74.4	4	82	4
2/4/2021	09:00	1	7	27	32	16	2	0	0	0	0	0	0	0	0	0	0	0	0	85	30.7	22 to 32	82.4	50	58.8	1	79	5
2/4/2021	10:00	3	8	19	31	11	1	2	0	0	0	0	0	0	0	0	0	0	0	75	31	22 to 32	74.7	45	60.0	4	68	3
2/4/2021	11:00	5	10	13	18	24	5	0	0	0	0	0	0	0	0	0	0	0	0	75	33.3	25 to 35	60.0	47	62.7	5	68	2
2/4/2021	12:00	0	3	20	28	50	13	2	1	0	0	0	0	0	0	0	0	0	0	117	34.8	25 to 35	71.8	94	80.3	1	111	5
2/4/2021	13:00	3	7	17	21	30	10	1	1	0	0	0	0	0	0	0	0	0	0	90	34.7	27 to 37	63.3	63	70.0	6	83	1
2/4/2021	14:00	3	12	7	20	20	2	1	0	0	0	0	0	0	0	0	0	0	0	65	33	25 to 35	64.6	43	66.2	3	59	3
2/4/2021	15:00	6	11	21	29	25	11	2	0	0	0	0	0	0	0	0	0	0	0	105	34.6	26 to 36	56.2	67	63.8	1	92	12
2/4/2021	16:00	1	6	9	22	60	28	2	1	0	0	0	0	0	0	0	0	0	0	129	36.7	30 to 40	75.2	113	87.6	1	126	2
2/4/2021	17:00	0	1	7	41	71	33	4	0	0	0	0	0	0	0	0	0	0	0	157	35.8	27 to 37	83.4	149	94.9	1	153	3
2/4/2021	18:00	1	2	3	25	41	22	4	0	0	0	0	0	0	0	0	0	0	0	98	36.6	28 to 38	82.7	92	93.9	0	98	0
2/4/2021	19:00	0	1	3	15	34	10	1	0	0	0	0	0	0	0	0	0	0	0	64	35.3	26 to 36	81.3	60	93.8	0	64	0
2/4/2021	20:00	0	0	4	13	14	5	0	0	0	0	0	0	0	0	0	0	0	0	36	35	25 to 35	80.6	32	88.9	1	35	0
2/4/2021	21:00	0	1	2	6	8	9	0	0	0	0	0	0	0	0	0	0	0	0	26	38.3	29 to 39	76.9	23	88.5	0	26	0
2/4/2021	22:00	0	0	0	2	3	3	0	0	0	0	0	0	0	0	0	0	0	0	8	36.5	27 to 37	100.0	8	100.0	0	8	0
2/4/2021	23:00	0	0	0	2	1	1	0	0	0	0	0	0	0	0	0	0	0	0	4	31	21 to 31	75.0	4	100.0	0	4	0
24 Hr Summary		24	79	180	370	522	198	23	4	1	0	0	0	0	0	0	0	0	0	1401	36	27 to 37	69.2	1118	79.8	28	1328	45

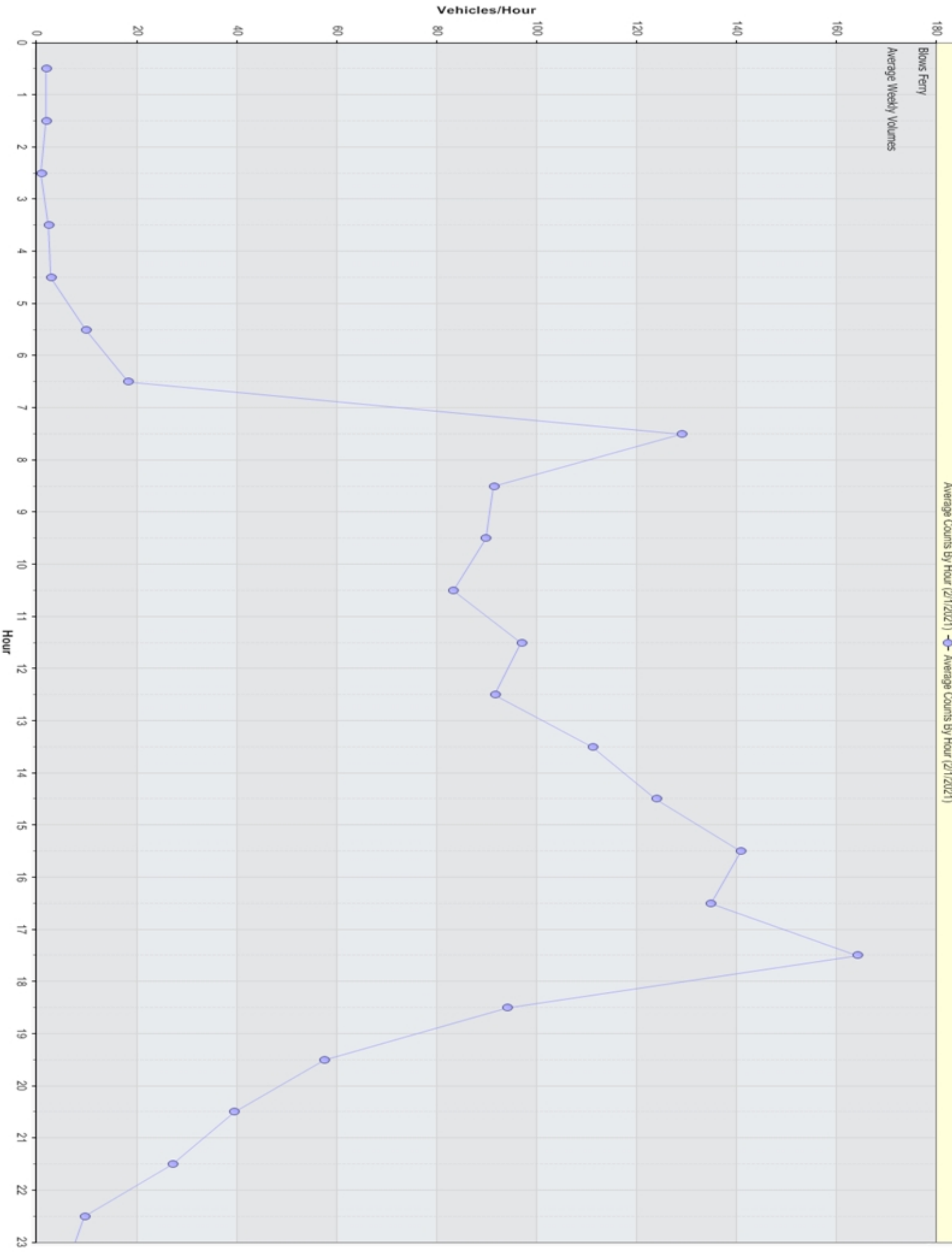
Date	Starting Hr:min	<15	15 to <20	20 to <25	25 to <30	30 to <35	35 to <40	40 to <45	45 to <50	50 to <55	55 to <60	60 to <65	65 to <70	70 to <75	75 to <80	80 to <85	85 to <90	90 to <95	95 to >100	Total Counts	85pct Speed	10MPH Pace	% in pace	# of Speeders	% Speeders	VEH_SM	VEH_MED	VEH_LG
2/5/2021	00:00	0	0	0	1	0	0	0	0	0	0	0	0	0	0	0	0	0	0	1	30	20 to 30	100.0	1	100.0	0	1	0
2/5/2021	01:00	0	0	0	1	0	0	0	0	0	0	0	0	0	0	0	0	0	0	1	30	20 to 30	100.0	1	100.0	0	1	0
2/5/2021	02:00	*	*	*	*	*	*	*	*	*	*	*	*	*	*	*	*	*	*	*	*	*	*	*	*	*	*	*
2/5/2021	03:00	0	0	0	0	2	0	0	1	0	0	0	0	0	0	0	0	0	0	3	47	24 to 34	66.7	3	100.0	0	3	0
2/5/2021	04:00	0	0	0	0	2	0	0	0	1	0	0	0	0	0	0	0	0	0	3	51	23 to 33	66.7	3	100.0	0	3	0
2/5/2021	05:00	0	2	1	0	4	1	0	0	0	0	0	0	0	0	0	0	0	0	8	34	24 to 34	62.5	5	62.5	0	8	0
2/5/2021	06:00	1	0	0	3	7	2	0	0	0	0	0	0	0	0	0	0	0	0	13	35	27 to 37	92.3	12	92.3	0	13	0
2/5/2021	07:00	0	0	6	25	67	27	3	1	0	0	0	0	0	0	0	0	0	0	129	36.4	28 to 38	84.5	123	95.3	0	128	1
2/5/2021	08:00	0	11	8	35	29	7	2	1	0	0	0	0	0	0	0	0	0	0	93	34.5	25 to 35	71.0	74	79.6	2	90	1
2/5/2021	09:00	1	9	32	28	22	3	0	0	0	0	0	0	0	0	0	0	0	0	95	31.3	22 to 32	76.8	53	55.8	1	89	5
2/5/2021	10:00	1	4	21	43	18	3	2	0	0	0	0	0	0	0	0	0	0	0	92	32	23 to 33	80.4	66	71.7	0	87	5
2/5/2021	11:00	2	5	24	51	32	5	0	0	0	0	0	0	0	0	0	0	0	0	119	31.9	22 to 32	77.3	88	73.9	2	111	6
2/5/2021	12:00	1	3	12	34	48	20	11	0	0	0	0	0	0	0	0	0	0	0	129	37	27 to 37	71.3	113	87.6	2	119	8
2/5/2021	13:00	4	6	31	46	32	4	0	0	0	0	0	0	0	0	0	0	0	0	123	32.6	23 to 33	76.4	82	66.7	0	119	4
2/5/2021	14:00	1	5	29	54	39	9	2	0	0	0	0	0	0	0	0	0	0	0	139	32.9	23 to 33	76.3	104	74.8	2	135	2
2/5/2021	15:00	3	10	30	83	40	13	1	1	0	0	0	0	0	0	0	0	0	0	181	33	24 to 34	78.5	138	76.2	1	178	2
2/5/2021	16:00	0	1	16	31	55	21	4	1	0	0	0	0	0	0	0	0	0	0	129	35.9	28 to 38	76.7	112	86.8	1	127	1
2/5/2021	17:00	0	6	7	35	90	29	5	1	0	0	0	0	0	0	0	0	0	0	173	36.1	27 to 37	79.2	160	92.5	1	172	0
2/5/2021	18:00	0	3	5	36	38	14	2	0	0	0	0	0	0	0	0	0	0	0	98	35.1	26 to 36	82.7	90	91.8	1	97	0
2/5/2021	19:00	0	1	0	14	31	7	2	0	0	0	0	0	0	0	0	0	0	0	55	35.2	26 to 36	92.7	54	98.2	0	55	0
2/5/2021	20:00	0	0	1	8	24	11	1	0	0	0	0	0	0	0	0	0	0	0	45	36	27 to 37	88.9	44	97.8	0	45	0
2/5/2021	21:00	0	0	1	5	15	7	2	1	0	0	0	0	0	0	0	0	0	0	31	37.5	28 to 38	87.1	30	96.8	0	31	0
2/5/2021	22:00	0	0	0	3	7	2	0	0	0	0	0	0	0	0	0	0	0	0	12	35	25 to 35	83.3	12	100.0	0	12	0
2/5/2021	23:00	0	0	1	1	3	3	0	0	0	0	0	0	0	0	0	0	0	0	8	38	30 to 40	87.5	7	87.5	0	8	0
24 Hr Summary		14	66	225	537	605	188	37	7	1	0	0	0	0	0	0	0	0	0	1680	35	25 to 35	72.2	1375	81.8	13	1632	35

Date	Starting Hr:min	<15	15 to <20	20 to <25	25 to <30	30 to <35	35 to <40	40 to <45	45 to <50	50 to <55	55 to <60	60 to <65	65 to <70	70 to <75	75 to <80	80 to <85	85 to <90	90 to <95	95 to >100	Total Counts	85pct Speed	10MPH Pace	% in pace	# of Speeders	% Speeders	VEH_SM	VEH_MED	VEH_LG
2/6/2021	00:00	0	0	0	1	0	1	0	0	0	0	0	0	0	0	0	0	0	0	2	36	26 to 36	100.0	2	100.0	0	2	0
2/6/2021	01:00	0	0	0	1	2	1	0	0	0	0	0	0	0	0	0	0	0	0	4	34	28 to 38	100.0	4	100.0	0	4	0
2/6/2021	02:00	0	0	0	0	1	1	0	0	0	0	0	0	0	0	0	0	0	0	2	38	28 to 38	100.0	2	100.0	0	2	0
2/6/2021	03:00	0	0	0	1	2	2	0	0	0	0	0	0	0	0	0	0	0	0	5	36	26 to 36	80.0	5	100.0	0	5	0
2/6/2021	04:00	0	0	0	0	1	0	0	1	0	0	0	0	0	0	0	0	0	0	2	47	23 to 33	50.0	2	100.0	0	2	0
2/6/2021	05:00	0	1	1	0	0	0	0	0	0	0	0	0	0	0	0	0	0	0	2	24	14 to 24	100.0	*	*	0	2	0
2/6/2021	06:00	0	0	0	1	3	1	0	0	1	0	0	0	0	0	0	0	0	0	6	39	29 to 39	83.3	6	100.0	0	6	0
2/6/2021	07:00	0	0	0	9	12	6	1	0	0	0	0	0	0	0	0	0	0	0	28	36.5	27 to 37	89.3	28	100.0	0	27	1
2/6/2021	08:00	0	0	3	11	29	11	0	0	0	0	0	0	0	0	0	0	0	0	54	35.8	27 to 37	83.3	51	94.4	0	54	0
2/6/2021	09:00	1	0	3	12	35	17	6	0	0	0	0	0	0	0	0	0	0	0	74	38.8	30 to 40	77.0	70	94.6	0	73	1
2/6/2021	10:00	0	0	9	15	51	25	2	0	0	0	0	0	0	0	0	0	0	0	102	36.6	29 to 39	82.4	93	91.2	0	102	0
2/6/2021	11:00	0	2	9	34	47	17	2	0	0	0	0	0	0	0	0	0	0	0	111	35.2	27 to 37	82.9	100	90.1	0	111	0
2/6/2021	12:00	3	4	4	29	66	20	5	0	0	0	0	0	0	0	0	0	0	0	131	35.7	27 to 37	79.4	120	91.6	1	129	1
2/6/2021	13:00	0	6	14	40	56	26	3	0	0	0	0	0	0	0	0	0	0	0	145	35.8	27 to 37	75.2	125	86.2	0	144	1
2/6/2021	14:00	1	5	8	29	51	17	2	3	0	0	0	0	0	0	0	0	0	0	116	35.8	27 to 37	76.7	102	87.9	1	113	2
2/6/2021	15:00	1	4	6	23	40	23	2	0	0	0	0	0	0	0	0	0	0	0	99	36.2	27 to 37	80.8	88	88.9	1	97	1
2/6/2021	16:00	0	2	7	24	46	19	2	2	0	0	0	0	0	0	0	0	0	0	102	37.1	28 to 38	77.5	93	91.2	0	101	1
2/6/2021	17:00	0	2	8	28	42	14	2	0	0	0	0	0	0	0	0	0	0	0	96	35.4	27 to 37	82.3	86	89.6	0	96	0
2/6/2021	18:00	0	2	2	25	28	11	3	0	0	0	0	0	0	0	0	0	0	0	71	37.2	26 to 36	77.5	67	94.4	0	71	0
2/6/2021	19:00	0	1	3	16	17	6	3	0	0	0	0	0	0	0	0	0	0	0	46	36	27 to 37	78.3	42	91.3	0	46	0
2/6/2021	20:00	0	1	1	5	7	7	1	0	0	0	0	0	0	0	0	0	0	0	22	38	29 to 39	81.8	20	90.9	0	22	0
2/6/2021	21:00	0	0	1	4	11	6	0	0	0	0	0	0	0	0	0	0	0	0	22	37	30 to 40	86.4	21	95.5	0	22	0
2/6/2021	22:00	0	0	1	2	5	3	2	0	0	0	0	0	0	0	0	0	0	0	13	39	31 to 41	76.9	12	92.3	0	13	0
2/6/2021	23:00	0	0	3	2	5	3	1	1	0	0	0	0	0	0	0	0	0	0	15	39	23 to 33	60.0	12	80.0	0	15	0
24 Hr Summary		6	30	83	312	557	237	37	7	1	0	0	0	0	0	0	0	0	0	1270	37	27 to 37	76.9	1151	90.6	3	1259	8

Date	Starting Hr:min	<15	15 to <20	20 to <25	25 to <30	30 to <35	35 to <40	40 to <45	45 to <50	50 to <55	55 to <60	60 to <65	65 to <70	70 to <75	75 to <80	80 to <85	85 to <90	90 to <95	95 to >100	Total Counts	85pct Speed	10MPH Pace	% in pace	# of Speeders	% Speeders	VEH_SM	VEH_MED	VEH_LG
2/7/2021	00:00	0	0	0	1	3	1	0	0	0	0	0	0	0	0	0	0	0	0	5	35	27 to 37	100.0	5	100.0	0	5	0
2/7/2021	01:00	0	0	0	0	1	1	0	0	0	0	0	0	0	0	0	0	0	0	2	37	27 to 37	100.0	2	100.0	0	2	0
2/7/2021	02:00	0	0	0	2	1	0	0	0	0	0	0	0	0	0	0	0	0	0	3	32	22 to 32	100.0	3	100.0	0	3	0
2/7/2021	03:00	0	0	0	0	1	0	0	0	0	0	0	0	0	0	0	0	0	0	1	34	24 to 34	100.0	1	100.0	0	1	0
2/7/2021	04:00	0	0	0	0	0	0	1	0	0	0	0	0	0	0	0	0	0	0	1	42	32 to 42	100.0	1	100.0	0	1	0
2/7/2021	05:00	0	0	3	0	0	0	0	0	0	0	0	0	0	0	0	0	0	0	3	24	14 to 24	100.0	*	*	0	1	2
2/7/2021	06:00	0	1	0	1	2	2	0	0	0	0	0	0	0	0	0	0	0	0	6	37	28 to 38	66.7	5	83.3	0	6	0
2/7/2021	07:00	0	0	0	1	8	1	3	0	0	0	0	0	0	0	0	0	0	0	13	41.5	32 to 42	84.6	13	100.0	0	13	0
2/7/2021	08:00	0	0	2	4	17	6	0	0	1	0	0	0	0	0	0	0	0	0	30	37	27 to 37	80.0	28	93.3	0	30	0
2/7/2021	09:00	0	0	1	15	26	12	1	0	0	0	0	0	0	0	0	0	0	0	55	37	26 to 36	78.2	54	98.2	0	55	0
2/7/2021	10:00	0	2	4	9	41	15	2	0	0	0	0	0	0	0	0	0	0	0	73	35.7	28 to 38	86.3	67	91.8	0	73	0
2/7/2021	11:00	0	0	4	20	34	16	0	0	0	0	0	0	0	0	0	0	0	0	74	35.7	27 to 37	86.5	70	94.6	0	73	1
2/7/2021	12:00	1	0	6	23	51	19	2	0	0	0	0	0	0	0	0	0	0	0	102	36.2	28 to 38	81.4	95	93.1	0	102	0
2/7/2021	13:00	0	0	7	28	46	22	6	0	1	0	0	0	0	0	0	0	0	0	110	37.2	28 to 38	76.4	103	93.6	1	107	2
2/7/2021	14:00	0	2	2	24	59	16	6	0	0	0	0	0	0	0	0	0	0	0	109	36.5	28 to 38	83.5	105	96.3	2	107	0
2/7/2021	15:00	0	0	7	21	45	22	4	0	0	0	0	0	0	0	0	0	0	0	99	36.5	28 to 38	77.8	92	92.9	0	99	0
2/7/2021	16:00	0	2	11	29	48	18	1	0	0	0	0	0	0	0	0	0	0	0	109	35.8	25 to 35	76.1	96	88.1	1	108	0
2/7/2021	17:00	0	3	6	16	47	14	8	1	0	0	0	0	0	0	0	0	0	0	95	36.7	27 to 37	75.8	86	90.5	1	94	0
2/7/2021	18:00	0	1	5	15	46	21	2	0	0	0	0	0	0	0	0	0	0	0	90	36.7	29 to 39	85.6	84	93.3	0	90	0
2/7/2021	19:00	0	2	3	5	8	6	5	0	0	0	0	0	0	0	0	0	0	0	29	40.3	27 to 37	58.6	24	82.8	0	29	0
2/7/2021	20:00	1	1	4	3	15	3	0	0	0	0	0	0	0	0	0	0	0	0	27	34.8	25 to 35	77.8	21	77.8	0	27	0
2/7/2021	21:00	0	0	2	7	17	4	3	0	0	0	0	0	0	0	0	0	0	0	33	36.7	27 to 37	81.8	31	93.9	0	33	0
2/7/2021	22:00	0	0	2	6	17	15	2	1	0	0	0	0	0	0	0	0	0	0	43	38.3	29 to 39	81.4	41	95.3	0	43	0
2/7/2021	23:00	0	0	0	1	1	3	1	0	0	0	0	0	0	0	0	0	0	0	6	37	27 to 37	83.3	6	100.0	0	6	0
24 Hr Summary		2	14	69	231	534	217	47	2	2	0	0	0	0	0	0	0	0	0	1118	37	28 to 38	78.1	1033	92.4	5	1108	5

Date	Starting Hr:min	<15	15 to <20	20 to <25	25 to <30	30 to <35	35 to <40	40 to <45	45 to <50	50 to <55	55 to <60	60 to <65	65 to <70	70 to <75	75 to <80	80 to <85	85 to <90	90 to <95	95 to >100	Total Counts	85pct Speed	10MPH Pace	% in pace	# of Speeders	% Speeders	VEH_SM	VEH_MED	VEH_LG
2/8/2021	00:00	0	0	0	0	0	1	1	0	0	0	0	0	0	0	0	0	0	0	2	42	32 to 42	100.0	2	100.0	0	2	0
2/8/2021	01:00	*	*	*	*	*	*	*	*	*	*	*	*	*	*	*	*	*	*	*	*	*	*	*	*	*	*	*
2/8/2021	02:00	0	0	0	1	0	0	0	0	0	0	0	0	0	0	0	0	0	0	1	30	20 to 30	100.0	1	100.0	0	1	0
2/8/2021	03:00	0	0	0	0	2	0	0	0	0	0	0	0	0	0	0	0	0	0	2	32	22 to 32	100.0	2	100.0	0	2	0
2/8/2021	04:00	0	0	0	0	2	0	0	1	0	0	0	0	0	0	0	0	0	0	3	48	23 to 33	66.7	3	100.0	0	3	0
2/8/2021	05:00	0	1	1	2	1	0	0	0	0	0	0	0	0	0	0	0	0	0	5	27	23 to 33	80.0	3	60.0	0	5	0
2/8/2021	06:00	0	0	0	9	10	1	2	0	0	0	0	0	0	0	0	0	0	0	22	35	26 to 36	90.9	22	100.0	0	22	0
2/8/2021	07:00	0	5	2	30	56	20	7	0	0	0	0	0	0	0	0	0	0	0	120	36.6	28 to 38	79.2	113	94.2	0	117	3
2/8/2021	08:00	0	0	5	18	38	15	7	0	0	0	0	0	0	0	0	0	0	0	83	37.5	27 to 37	75.9	78	94.0	1	82	0
2/8/2021	09:00	1	2	3	18	42	14	4	0	0	0	0	0	0	0	0	0	0	0	84	36.2	27 to 37	78.6	78	92.9	1	83	0
2/8/2021	10:00	0	4	3	19	50	25	5	0	0	0	0	0	0	0	0	0	0	0	106	36.6	27 to 37	77.4	99	93.4	0	105	1
2/8/2021	11:00	0	0	7	19	52	23	5	0	0	0	0	0	0	0	0	0	0	0	106	37.5	29 to 39	77.4	99	93.4	0	105	1
2/8/2021	12:00	0	4	1	29	47	21	3	0	0	0	0	0	0	0	0	0	0	0	105	36.7	28 to 38	81.9	100	95.2	0	103	2
2/8/2021	13:00	0	2	6	25	48	26	5	0	0	0	0	0	0	0	0	0	0	0	112	37.1	28 to 38	79.5	104	92.9	1	108	3
2/8/2021	14:00	0	1	4	40	71	19	2	0	0	0	0	0	0	0	0	0	0	0	137	35	26 to 36	86.9	132	96.4	0	135	2
2/8/2021	15:00	0	1	11	39	55	28	3	0	0	0	0	0	0	0	0	0	0	0	137	36	27 to 37	81.0	125	91.2	0	133	4
2/8/2021	16:00	1	7	10	49	77	27	3	1	0	0	0	0	0	0	0	0	0	0	175	35.8	27 to 37	78.9	157	89.7	1	169	5
2/8/2021	17:00	3	2	7	58	73	28	1	2	0	0	0	0	0	0	0	0	0	0	174	35.6	28 to 38	81.6	162	93.1	1	173	0
2/8/2021	18:00	1	0	5	32	55	12	1	0	0	0	0	0	0	0	0	0	0	0	106	34.7	26 to 36	87.7	100	94.3	1	105	0
2/8/2021	19:00	0	0	1	15	27	2	3	0	0	0	0	0	0	0	0	0	0	0	48	34.7	25 to 35	87.5	47	97.9	0	48	0
2/8/2021	20:00	0	0	0	12	15	7	1	0	0	0	0	0	0	0	0	0	0	0	35	37	27 to 37	85.7	35	100.0	0	35	0
2/8/2021	21:00	0	0	0	7	4	1	0	0	0	0	0	0	0	0	0	0	0	0	12	33	25 to 35	91.7	12	100.0	0	12	0
2/8/2021	22:00	0	0	0	3	5	2	1	1	0	0	0	0	0	0	0	0	0	0	12	39	25 to 35	66.7	12	100.0	0	12	0
2/8/2021	23:00	0	0	0	0	1	0	0	0	0	0	0	0	0	0	0	0	0	0	1	34	24 to 34	100.0	1	100.0	0	1	0
24 Hr Summary		6	29	66	425	731	272	54	5	0	0	0	0	0	0	0	0	0	0	1588	37	27 to 37	79.5	1487	93.6	6	1561	21

Date	Starting Hr:min	<15	15 to <20	20 to <25	25 to <30	30 to <35	35 to <40	40 to <45	45 to <50	50 to <55	55 to <60	60 to <65	65 to <70	70 to <75	75 to <80	80 to <85	85 to <90	90 to <95	95 to >100	Total Counts	85pct Speed	10MPH Pace	% in pace	# of Speeders	% Speeders	VEH_SM	VEH_MED	VEH_LG
2/9/2021	00:00	0	0	0	0	0	1	0	0	0	0	0	0	0	0	0	0	0	0	1	39	29 to 39	100.0	1	100.0	0	1	0
2/9/2021	01:00	*	*	*	*	*	*	*	*	*	*	*	*	*	*	*	*	*	*	*	*	*	*	*	*	*	*	*
2/9/2021	02:00	0	0	1	0	0	0	0	0	0	0	0	0	0	0	0	0	0	0	1	24	14 to 24	100.0	*	*	0	0	1
2/9/2021	03:00	0	0	0	0	2	1	0	0	0	0	0	0	0	0	0	0	0	0	3	38	28 to 38	100.0	3	100.0	0	3	0
2/9/2021	04:00	0	0	0	0	0	0	0	1	0	0	0	0	0	0	0	0	0	0	1	50	40 to 50	100.0	1	100.0	0	1	0
2/9/2021	05:00	0	1	0	7	3	3	1	0	0	0	0	0	0	0	0	0	0	0	15	37	26 to 36	73.3	14	93.3	0	15	0
2/9/2021	06:00	0	3	0	5	9	7	1	1	0	0	0	0	0	0	0	0	0	0	26	36.7	27 to 37	76.9	23	88.5	0	25	1
2/9/2021	07:00	0	0	4	20	69	28	4	0	0	0	0	0	0	0	0	0	0	0	125	37.1	28 to 38	85.6	121	96.8	0	123	2
2/9/2021	08:00	0	1	8	16	62	27	6	1	0	0	0	0	0	0	0	0	0	0	121	37.2	28 to 38	79.3	112	92.6	0	120	1
2/9/2021	09:00	0	0	3	20	43	13	7	0	0	0	0	0	0	0	0	0	0	0	86	37.5	28 to 38	79.1	83	96.5	0	83	3
2/9/2021	10:00	0	1	7	20	40	20	4	0	0	0	0	0	0	0	0	0	0	0	92	36	26 to 36	76.1	84	91.3	2	86	4
2/9/2021	11:00	0	3	3	25	54	28	2	0	0	0	0	0	0	0	0	0	0	0	115	36.4	28 to 38	81.7	109	94.8	1	109	5
2/9/2021	12:00	5	3	8	27	61	24	3	0	0	0	0	0	0	0	0	0	0	0	131	35.7	26 to 36	74.8	115	87.8	2	126	3
2/9/2021	13:00	2	2	5	22	58	21	3	2	0	0	0	0	0	0	0	0	0	0	115	36.6	27 to 37	74.8	106	92.2	0	113	2
2/9/2021	14:00	0	0	8	20	76	32	5	0	0	0	0	0	0	0	0	0	0	0	141	36.4	29 to 39	83.0	133	94.3	0	139	2
2/9/2021	15:00	0	4	5	41	68	25	2	0	0	0	0	0	0	0	0	0	0	0	145	35.8	27 to 37	84.1	136	93.8	0	140	5
2/9/2021	16:00	1	2	3	34	70	15	5	0	0	0	0	0	0	0	0	0	0	0	130	35	26 to 36	84.6	124	95.4	0	128	2
2/9/2021	17:00	0	5	6	46	73	35	5	1	0	0	0	0	0	0	0	0	0	0	171	36	27 to 37	81.9	160	93.6	2	169	0
2/9/2021	18:00	0	0	5	40	42	19	5	0	0	0	0	0	0	0	0	0	0	0	111	36.8	28 to 38	80.2	106	95.5	0	111	0
2/9/2021	19:00	0	0	1	17	29	10	0	0	0	0	0	0	0	0	0	0	0	0	57	35.2	26 to 36	87.7	56	98.2	0	57	0
2/9/2021	20:00	0	0	2	8	19	8	1	0	0	0	0	0	0	0	0	0	0	0	38	36.5	27 to 37	81.6	36	94.7	0	38	0
2/9/2021	21:00	0	0	1	5	10	2	0	0	0	0	0	0	0	0	0	0	0	0	18	34.8	27 to 37	94.4	17	94.4	0	18	0
2/9/2021	22:00	0	0	1	1	6	1	0	1	0	0	0	0	0	0	0	0	0	0	10	35	25 to 35	70.0	9	90.0	0	10	0
2/9/2021	23:00	0	0	0	3	2	1	0	0	0	0	0	0	0	0	0	0	0	0	6	31	21 to 31	83.3	6	100.0	0	6	0
24 Hr Summary		8	25	71	377	796	321	54	7	0	0	0	0	0	0	0	0	0	0	1659	37	27 to 37	79.3	1555	93.7	7	1621	31



Blows Ferry

Average Weekly Volumes

Vehicles/Hour

Hour

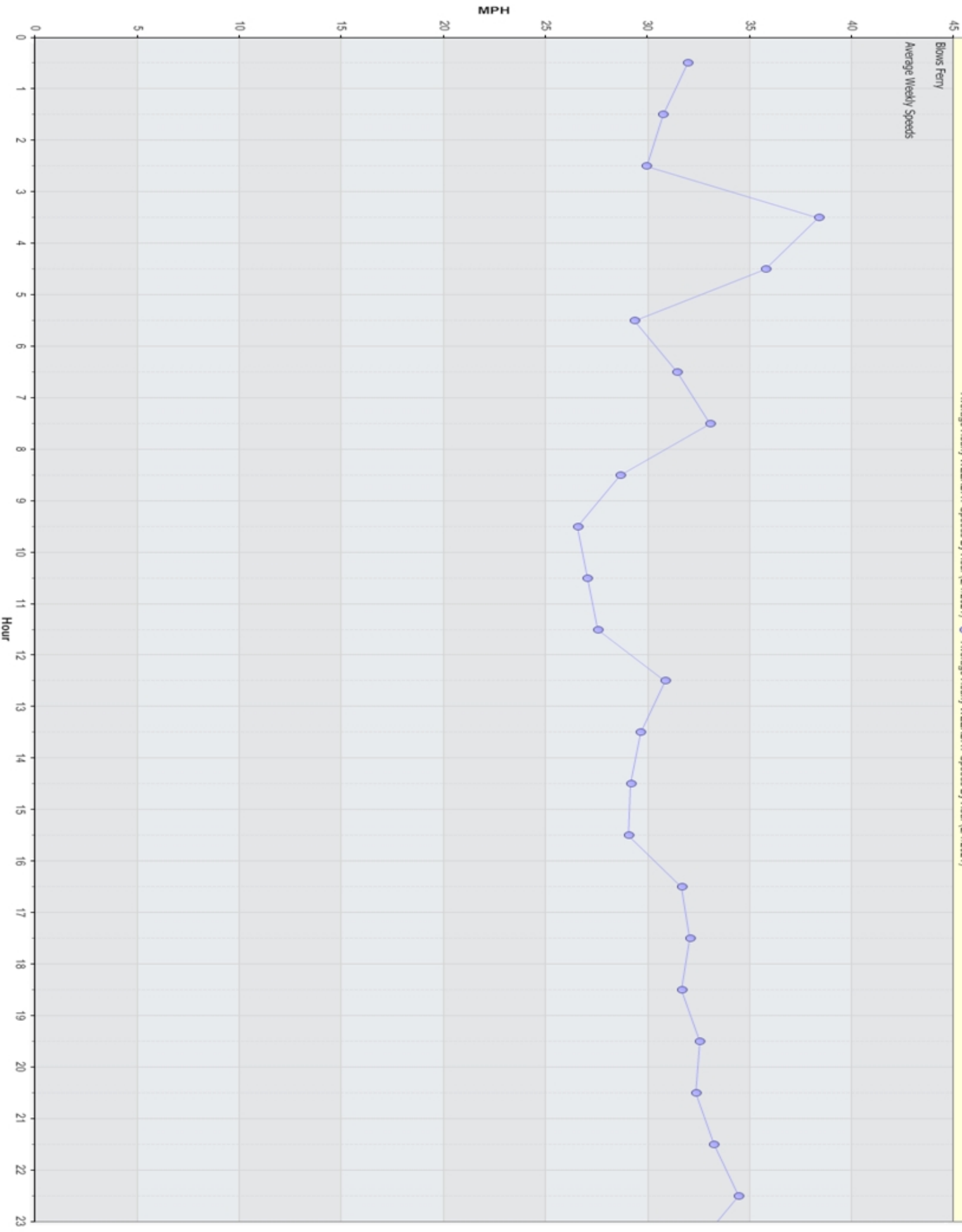
Merged: Average Hourly WEEKDAY Speeds for Week of 2/1/2021

Blows Ferry

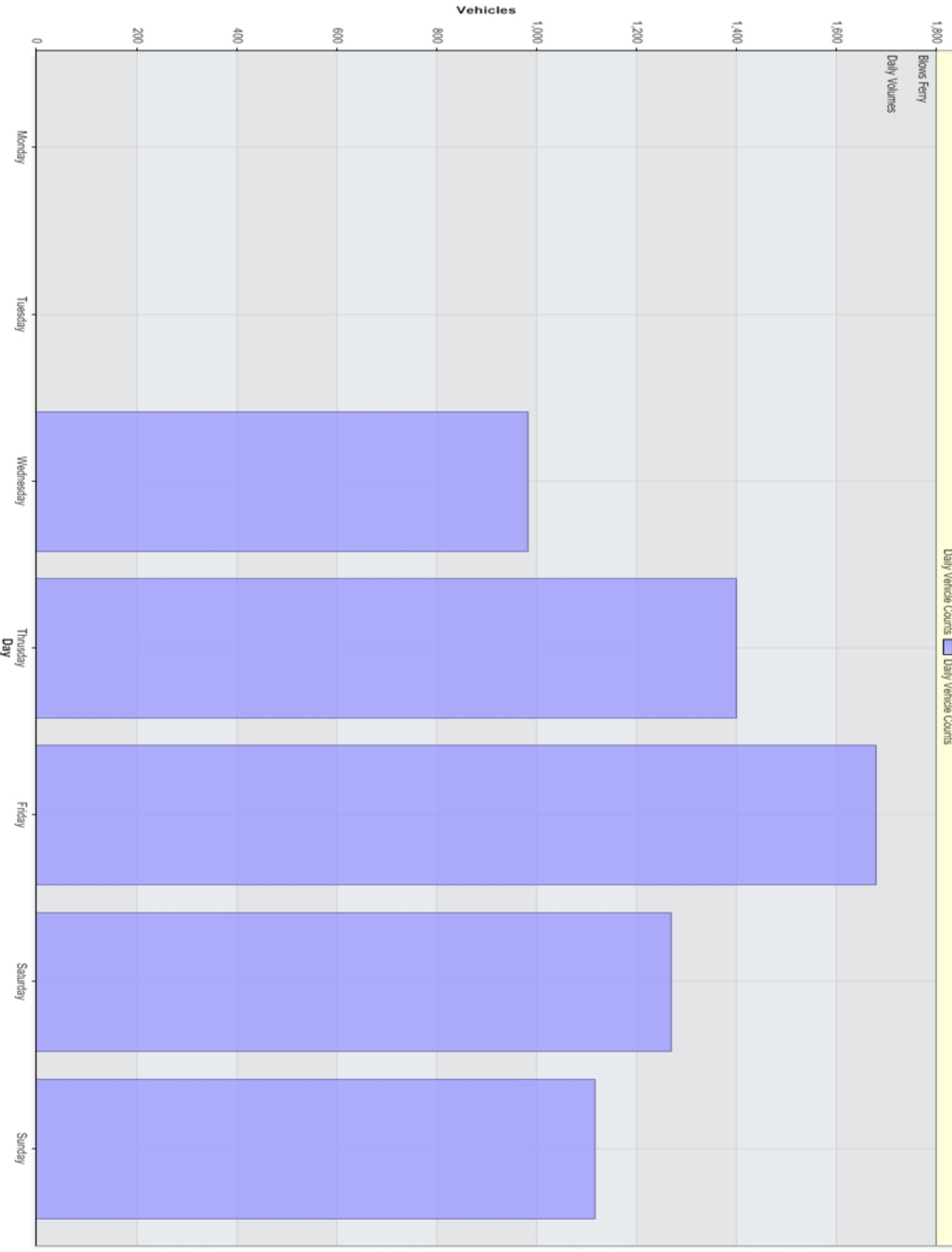
Average Weekly Speeds

Average Hourly WEEKDAY Speeds By Hour (2/1/2021)

Average Hourly WEEKDAY Speeds By Hour (2/1/2021)



Merged: Daily Volume for Week of 2/1/2021
Daily Vehicle Counts



TRAFFIC ANALYSIS REPORT

For Project: Noelton Dr
 Project Notes:
 Location/Name: Merged
 Report Generated: 03/10/2022 11:16
 Speed Intervals 1 MPH
 Time Intervals 2
 Traffic Report From 03/02/2022 03:00:00 through 03/08/2022 23:59:59
 85th Percentile Speed 36 MPH
 85th Percentile Vehicles 7942
 Max Speed 58 MPH on 03/07/2022 10:46:25
 Total Vehicles 9344
 AADT: 1359

Volumes - weekly counts

Time	5 Day	7 Day
Average Daily	1397	1334
AM Peak 11:00	99	99
PM Peak 05:00	139	129

Speed

Speed Limit: 25
 85th Percentile Speed: 36
 Average Speed: 31.53

	Monday	Tuesday	Wednesday	Thursday	Friday	Saturday	Sunday
Count over limit	1114	1243	1304	1262	1350	1057	1016
% over limit	88.3	90.4	91.6	90.3	88.2	87.3	88.8
Avg Speeder	32.4	32.9	33.0	32.6	32.4	32.5	32.3

Class Counts

	Number	%
VEH_SM	58	0.6
VEH_MED	9217	98.6
VEH_LG	69	0.7

[VEH_SM=motorcycle, VEH_MED = sedan, VEH_LG = truck]

	2022-02-28	to	2022-03-06							
	Monday	Tuesday	Wednesday	Thrusday	Friday	Saturday	Sunday	Week	Weekend	Week Day 85%
Hour	2022-02-28	2022-03-01	2022-03-02	2022-03-03	2022-03-04	2022-03-05	2022-03-06	Day Avg	Avg	Avg Speed
0 - 1	*	*	*	3	3	2	1	3	1.5	37
1 - 2	*	*	*	2	1	2	1	1.5	1.5	35
2 - 3	*	*	*	*	1	2	2	1	2	32
3 - 4	*	*	1	*	1	*	1	1	1	32.5
4 - 5	*	*	2	1	2	*	1	1.67	1	28
5 - 6	*	*	7	7	9	3	1	7.67	2	36.5
6 - 7	*	*	15	15	14	4	6	14.67	5	38.33
7 - 8	*	*	94	99	108	21	9	100.33	15	36.63
8 - 9	*	*	96	93	95	50	32	94.67	41	36.6
9 - 10	*	*	62	79	84	100	58	75	79	36.7
10 - 11	*	*	65	75	92	110	96	77.33	103	35.63
11 - 12	*	*	84	89	114	96	105	95.67	100.5	35.63
12 - 13	*	*	99	114	98	99	98	103.67	98.5	36.1
13 - 14	*	*	117	85	130	109	113	110.67	111	35.57
14 - 15	*	*	133	108	112	101	97	117.67	99	35.7
15 - 16	*	*	113	111	115	108	101	113	104.5	35.83
16 - 17	*	*	120	134	143	101	119	132.33	110	34.8
17 - 18	*	*	145	144	138	109	100	142.33	104.5	36.13
18 - 19	*	*	144	107	108	79	88	119.67	83.5	35.77
19 - 20	*	*	57	53	88	52	55	66	53.5	34.8
20 - 21	*	*	44	43	38	25	28	41.67	26.5	34.17
21 - 22	*	*	15	23	15	21	19	17.67	20	34.17
22 - 23	*	*	9	10	18	13	10	12.33	11.5	32.67
23 - 24	*	*	1	3	4	4	3	2.67	3.5	38.33
Totals	0	0	1423	1398	1531	1211	1144			
% of Total	0%	0%	21.22%	20.84%	22.83%	18.06%	17.06%			

Hour	2022-03-07	to	2022-03-13					Week Day Avg	Weekend Avg	Week Day 85% Avg Speed
	Monday 2022-03-07	Tuesday 2022-03-08	Wednesday 2022-03-09	Thrusday 2022-03-10	Friday 2022-03-11	Saturday 2022-03-12	Sunday 2022-03-13			
0 - 1	1	1	*	*	*	*	*	1	0	30
1 - 2	2	1	*	*	*	*	*	1.5	0	32
2 - 3	*	2	*	*	*	*	*	2	0	28
3 - 4	3	*	*	*	*	*	*	3	0	33
4 - 5	5	2	*	*	*	*	*	3.5	0	32
5 - 6	6	9	*	*	*	*	*	7.5	0	37
6 - 7	22	14	*	*	*	*	*	18	0	39.5
7 - 8	98	86	*	*	*	*	*	92	0	37.9
8 - 9	76	76	*	*	*	*	*	76	0	36.35
9 - 10	75	78	*	*	*	*	*	76.5	0	37
10 - 11	86	73	*	*	*	*	*	79.5	0	36.5
11 - 12	114	95	*	*	*	*	*	104.5	0	35.85
12 - 13	108	102	*	*	*	*	*	105	0	35.7
13 - 14	76	102	*	*	*	*	*	89	0	35.25
14 - 15	77	113	*	*	*	*	*	95	0	34.9
15 - 16	109	111	*	*	*	*	*	110	0	35.65
16 - 17	99	135	*	*	*	*	*	117	0	35.25
17 - 18	113	155	*	*	*	*	*	134	0	34.5
18 - 19	83	101	*	*	*	*	*	92	0	34.5
19 - 20	54	59	*	*	*	*	*	56.5	0	35.35
20 - 21	30	38	*	*	*	*	*	34	0	34.5
21 - 22	16	13	*	*	*	*	*	14.5	0	36.25
22 - 23	6	6	*	*	*	*	*	6	0	30.5
23 - 24	3	3	*	*	*	*	*	3	0	33.5
Totals	1262	1375	0	0	0	0	0			
% of Total	47.86%	52.14%	0%	0%	0%	0%	0%			

Mar 2022										
Hour	Monday	Tuesday	Wednesday	Thursday	Friday	Saturday	Sunday	Week Day Avg	Weekend Avg	Week Day 85% Avg Speed
0 - 1	1	1	*	3	3	2	1	2	1.5	33.5
1 - 2	2	1	*	2	1	2	1	1.5	1.5	33.5
2 - 3	*	2	*	*	1	2	2	1.5	2	30
3 - 4	3	*	1	*	1	*	1	1.67	1	32.67
4 - 5	5	2	2	1	2	*	1	2.4	1	29.6
5 - 6	6	9	7	7	9	3	1	7.6	2	36.7
6 - 7	22	14	15	15	14	4	6	16	5	38.8
7 - 8	98	86	94	99	108	21	9	97	15	37.14
8 - 9	76	76	96	93	95	50	32	87.2	41	36.5
9 - 10	75	78	62	79	84	100	58	75.6	79	36.82
10 - 11	86	73	65	75	92	110	96	78.2	103	35.98
11 - 12	114	95	84	89	114	96	105	99.2	100.5	35.72
12 - 13	108	102	99	114	98	99	98	104.2	98.5	35.94
13 - 14	76	102	117	85	130	109	113	102	111	35.44
14 - 15	77	113	133	108	112	101	97	108.6	99	35.38
15 - 16	109	111	113	111	115	108	101	111.8	104.5	35.76
16 - 17	99	135	120	134	143	101	119	126.2	110	34.98
17 - 18	113	155	145	144	138	109	100	139	104.5	35.48
18 - 19	83	101	144	107	108	79	88	108.6	83.5	35.26
19 - 20	54	59	57	53	88	52	55	62.2	53.5	35.02
20 - 21	30	38	44	43	38	25	28	38.6	26.5	34.3
21 - 22	16	13	15	23	15	21	19	16.4	20	35
22 - 23	6	6	9	10	18	13	10	9.8	11.5	31.8
23 - 24	3	3	1	3	4	4	3	2.8	3.5	36.4
Totals	1262	1375	1423	1398	1531	1211	1144			
% of Total	13.51%	14.72%	15.23%	14.96%	16.38%	12.96%	12.24%			

	2022-02-28	to	2022-03-06							
	Monday	Tuesday	Wednesday	Thursday	Friday	Saturday	Sunday	Week	Weekend	Week Day 85%
Hour	2022-02-28	2022-03-01	2022-03-02	2022-03-03	2022-03-04	2022-03-05	2022-03-06	Day Avg	Avg	Avg Speed
0 - 1	*	*	*	35	34.33	29.5	39	34.67	34.25	37
1 - 2	*	*	*	31	37	33.5	27	34	30.25	35
2 - 3	*	*	*	*	32	35.5	40.5	32	38	32
3 - 4	*	*	32	*	33	*	27	32.5	27	32.5
4 - 5	*	*	27.5	21	32.5	*	33	27	33	28
5 - 6	*	*	32.71	32.57	32.56	33.33	23	32.61	28.17	36.5
6 - 7	*	*	33.07	34.47	33.64	34.75	29.17	33.73	31.96	38.33
7 - 8	*	*	33.41	32.41	33.06	32.43	28	32.96	30.21	36.63
8 - 9	*	*	33.09	32.59	30.43	31.38	30.69	32.04	31.03	36.6
9 - 10	*	*	31.94	32.94	30.71	29.79	31.72	31.86	30.76	36.7
10 - 11	*	*	32.71	32.11	29.7	31.79	31.22	31.5	31.5	35.63
11 - 12	*	*	32.08	32.06	30.85	30.88	30.88	31.66	30.88	35.63
12 - 13	*	*	32.56	31.21	32.42	31.57	31.54	32.06	31.55	36.1
13 - 14	*	*	32.27	30.55	31.47	30.59	31.73	31.43	31.16	35.57
14 - 15	*	*	31.56	30.78	32.21	30.82	31.57	31.52	31.19	35.7
15 - 16	*	*	31.96	32.14	31.97	31.28	31.94	32.02	31.61	35.83
16 - 17	*	*	30.73	31.35	30.64	32.43	31.33	30.9	31.88	34.8
17 - 18	*	*	32.27	31.78	30.99	31.43	30.38	31.68	30.91	36.13
18 - 19	*	*	32.25	32.29	30.48	31.44	31.93	31.67	31.69	35.77
19 - 20	*	*	31.91	30.13	30.28	31.06	31.18	30.78	31.12	34.8
20 - 21	*	*	30.27	29.7	30.89	30.76	28.82	30.29	29.79	34.17
21 - 22	*	*	31.93	30.39	32.27	30.67	29.79	31.53	30.23	34.17
22 - 23	*	*	28.56	29.2	31.33	29.46	31	29.7	30.23	32.67
23 - 24	*	*	40	37.67	30.25	26.25	25	35.97	25.62	38.33

	2022-03-07	to	2022-03-13							
	Monday	Tuesday	Wednesday	Thursday	Friday	Saturday	Sunday	Week	Weekend	Week Day 85%
Hour	2022-03-07	2022-03-08	2022-03-09	2022-03-10	2022-03-11	2022-03-12	2022-03-13	Day Avg	Avg	Avg Speed
0 - 1	38	22	*	*	*	*	*	30	0	30
1 - 2	31.5	30	*	*	*	*	*	30.75	0	32
2 - 3	*	25	*	*	*	*	*	25	0	28
3 - 4	30.67	*	*	*	*	*	*	30.67	0	33
4 - 5	28.6	31.5	*	*	*	*	*	30.05	0	32
5 - 6	35.33	34.67	*	*	*	*	*	35	0	37
6 - 7	33.59	33.79	*	*	*	*	*	33.69	0	39.5
7 - 8	33.44	33.14	*	*	*	*	*	33.29	0	37.9
8 - 9	31.7	31.75	*	*	*	*	*	31.72	0	36.35
9 - 10	32.31	32.59	*	*	*	*	*	32.45	0	37
10 - 11	32.49	32.01	*	*	*	*	*	32.25	0	36.5
11 - 12	31.63	30.43	*	*	*	*	*	31.03	0	35.85
12 - 13	30.71	31.83	*	*	*	*	*	31.27	0	35.7
13 - 14	30.8	31.63	*	*	*	*	*	31.22	0	35.25
14 - 15	30.26	31.55	*	*	*	*	*	30.9	0	34.9
15 - 16	30.02	32.58	*	*	*	*	*	31.3	0	35.65
16 - 17	31.17	32.53	*	*	*	*	*	31.85	0	35.25
17 - 18	30.4	32.32	*	*	*	*	*	31.36	0	34.5
18 - 19	29.87	31.21	*	*	*	*	*	30.54	0	34.5
19 - 20	31.28	31.29	*	*	*	*	*	31.28	0	35.35
20 - 21	30.9	30.37	*	*	*	*	*	30.63	0	34.5
21 - 22	31.06	29.46	*	*	*	*	*	30.26	0	36.25
22 - 23	30.5	27.67	*	*	*	*	*	29.08	0	30.5
23 - 24	32.33	30.33	*	*	*	*	*	31.33	0	33.5

Mar 2022										
Hour	Monday	Tuesday	Wednesday	Thursday	Friday	Saturday	Sunday	Week Day Avg	Weekend Avg	Week Day 85% Avg Speed
0 - 1	38	22	*	35	34.33	29.5	39	32.33	34.25	33.5
1 - 2	31.5	30	*	31	37	33.5	27	32.38	30.25	33.5
2 - 3	*	25	*	*	32	35.5	40.5	28.5	38	30
3 - 4	30.67	*	32	*	33	*	27	31.89	27	32.67
4 - 5	28.6	31.5	27.5	21	32.5	*	33	28.22	33	29.6
5 - 6	35.33	34.67	32.71	32.57	32.56	33.33	23	33.57	28.17	36.7
6 - 7	33.59	33.79	33.07	34.47	33.64	34.75	29.17	33.71	31.96	38.8
7 - 8	33.44	33.14	33.41	32.41	33.06	32.43	28	33.09	30.21	37.14
8 - 9	31.7	31.75	33.09	32.59	30.43	31.38	30.69	31.91	31.03	36.5
9 - 10	32.31	32.59	31.94	32.94	30.71	29.79	31.72	32.1	30.76	36.82
10 - 11	32.49	32.01	32.71	32.11	29.7	31.79	31.22	31.8	31.5	35.98
11 - 12	31.63	30.43	32.08	32.06	30.85	30.88	30.88	31.41	30.88	35.72
12 - 13	30.71	31.83	32.56	31.21	32.42	31.57	31.54	31.75	31.55	35.94
13 - 14	30.8	31.63	32.27	30.55	31.47	30.59	31.73	31.35	31.16	35.44
14 - 15	30.26	31.55	31.56	30.78	32.21	30.82	31.57	31.27	31.19	35.38
15 - 16	30.02	32.58	31.96	32.14	31.97	31.28	31.94	31.73	31.61	35.76
16 - 17	31.17	32.53	30.73	31.35	30.64	32.43	31.33	31.28	31.88	34.98
17 - 18	30.4	32.32	32.27	31.78	30.99	31.43	30.38	31.55	30.91	35.48
18 - 19	29.87	31.21	32.25	32.29	30.48	31.44	31.93	31.22	31.69	35.26
19 - 20	31.28	31.29	31.91	30.13	30.28	31.06	31.18	30.98	31.12	35.02
20 - 21	30.9	30.37	30.27	29.7	30.89	30.76	28.82	30.43	29.79	34.3
21 - 22	31.06	29.46	31.93	30.39	32.27	30.67	29.79	31.02	30.23	35
22 - 23	30.5	27.67	28.56	29.2	31.33	29.46	31	29.45	30.23	31.8
23 - 24	32.33	30.33	40	37.67	30.25	26.25	25	34.12	25.62	36.4

	2022-02-28	to	2022-03-06							
	Monday	Tuesday	Wednesday	Thrusday	Friday	Saturday	Sunday	Week	Weekend	Week Day 85%
Hour	2022-02-28	2022-03-01	2022-03-02	2022-03-03	2022-03-04	2022-03-05	2022-03-06	Day Avg	Avg	Avg Speed
0 - 1	*	*	*	38	36	30	39	37	34.5	37
1 - 2	*	*	*	33	37	38	27	35	32.5	35
2 - 3	*	*	*	*	32	37	46	32	41.5	32
3 - 4	*	*	32	*	33	*	27	32.5	27	32.5
4 - 5	*	*	29	21	34	*	33	28	33	28
5 - 6	*	*	37	35.5	37	35	23	36.5	29	36.5
6 - 7	*	*	40	38	37	36	30.5	38.33	33.25	38.33
7 - 8	*	*	37.3	35.7	36.9	38	32.5	36.63	35.25	36.63
8 - 9	*	*	37.7	37.2	34.9	35	34	36.6	34.5	36.6
9 - 10	*	*	35.3	38.8	36	35	36.5	36.7	35.75	36.7
10 - 11	*	*	36.8	36.3	33.8	35	35.7	35.63	35.35	35.63
11 - 12	*	*	36	36.1	34.8	35.2	35.3	35.63	35.25	35.63
12 - 13	*	*	36.5	35.3	36.5	36	35.7	36.1	35.85	36.1
13 - 14	*	*	35.9	35	35.8	35.2	35.8	35.57	35.5	35.57
14 - 15	*	*	35.7	35	36.4	34.2	35.2	35.7	34.7	35.7
15 - 16	*	*	36.4	35.2	35.9	36	35.6	35.83	35.8	35.83
16 - 17	*	*	34.9	34.9	34.6	37.4	35.9	34.8	36.65	34.8
17 - 18	*	*	37.1	35.7	35.6	36	34.7	36.13	35.35	36.13
18 - 19	*	*	36.1	36.2	35	36	36.4	35.77	36.2	35.77
19 - 20	*	*	36.5	34.1	33.8	35.3	36	34.8	35.65	34.8
20 - 21	*	*	34	33.5	35	33.7	34	34.17	33.85	34.17
21 - 22	*	*	35	32.5	35	35	34	34.17	34.5	34.17
22 - 23	*	*	32	32	34	34	34	32.67	34	32.67
23 - 24	*	*	40	42	33	29	28	38.33	28.5	38.33

	2022-03-07	to	2022-03-13							
	Monday	Tuesday	Wednesday	Thursday	Friday	Saturday	Sunday	Week	Weekend	Week Day 85%
Hour	2022-03-07	2022-03-08	2022-03-09	2022-03-10	2022-03-11	2022-03-12	2022-03-13	Day Avg	Avg	Avg Speed
0 - 1	38	22	*	*	*	*	*	30	0	30
1 - 2	34	30	*	*	*	*	*	32	0	32
2 - 3	*	28	*	*	*	*	*	28	0	28
3 - 4	33	*	*	*	*	*	*	33	0	33
4 - 5	32	32	*	*	*	*	*	32	0	32
5 - 6	37	37	*	*	*	*	*	37	0	37
6 - 7	38	41	*	*	*	*	*	39.5	0	39.5
7 - 8	38.3	37.5	*	*	*	*	*	37.9	0	37.9
8 - 9	36.7	36	*	*	*	*	*	36.35	0	36.35
9 - 10	37	37	*	*	*	*	*	37	0	37
10 - 11	36	37	*	*	*	*	*	36.5	0	36.5
11 - 12	36.2	35.5	*	*	*	*	*	35.85	0	35.85
12 - 13	35.8	35.6	*	*	*	*	*	35.7	0	35.7
13 - 14	35	35.5	*	*	*	*	*	35.25	0	35.25
14 - 15	34.6	35.2	*	*	*	*	*	34.9	0	34.9
15 - 16	34.6	36.7	*	*	*	*	*	35.65	0	35.65
16 - 17	34.1	36.4	*	*	*	*	*	35.25	0	35.25
17 - 18	33.4	35.6	*	*	*	*	*	34.5	0	34.5
18 - 19	34.5	34.5	*	*	*	*	*	34.5	0	34.5
19 - 20	36	34.7	*	*	*	*	*	35.35	0	35.35
20 - 21	35.3	33.7	*	*	*	*	*	34.5	0	34.5
21 - 22	35.5	37	*	*	*	*	*	36.25	0	36.25
22 - 23	33	28	*	*	*	*	*	30.5	0	30.5
23 - 24	35	32	*	*	*	*	*	33.5	0	33.5

Mar 2022										
Hour	Monday	Tuesday	Wednesday	Thursday	Friday	Saturday	Sunday	Week Day Avg	Weekend Avg	Week Day 85% Avg Speed
0 - 1	38	22	*	38	36	30	39	33.5	34.5	33.5
1 - 2	34	30	*	33	37	38	27	33.5	32.5	33.5
2 - 3	*	28	*	*	32	37	46	30	41.5	30
3 - 4	33	*	32	*	33	*	27	32.67	27	32.67
4 - 5	32	32	29	21	34	*	33	29.6	33	29.6
5 - 6	37	37	37	35.5	37	35	23	36.7	29	36.7
6 - 7	38	41	40	38	37	36	30.5	38.8	33.25	38.8
7 - 8	38.3	37.5	37.3	35.7	36.9	38	32.5	37.14	35.25	37.14
8 - 9	36.7	36	37.7	37.2	34.9	35	34	36.5	34.5	36.5
9 - 10	37	37	35.3	38.8	36	35	36.5	36.82	35.75	36.82
10 - 11	36	37	36.8	36.3	33.8	35	35.7	35.98	35.35	35.98
11 - 12	36.2	35.5	36	36.1	34.8	35.2	35.3	35.72	35.25	35.72
12 - 13	35.8	35.6	36.5	35.3	36.5	36	35.7	35.94	35.85	35.94
13 - 14	35	35.5	35.9	35	35.8	35.2	35.8	35.44	35.5	35.44
14 - 15	34.6	35.2	35.7	35	36.4	34.2	35.2	35.38	34.7	35.38
15 - 16	34.6	36.7	36.4	35.2	35.9	36	35.6	35.76	35.8	35.76
16 - 17	34.1	36.4	34.9	34.9	34.6	37.4	35.9	34.98	36.65	34.98
17 - 18	33.4	35.6	37.1	35.7	35.6	36	34.7	35.48	35.35	35.48
18 - 19	34.5	34.5	36.1	36.2	35	36	36.4	35.26	36.2	35.26
19 - 20	36	34.7	36.5	34.1	33.8	35.3	36	35.02	35.65	35.02
20 - 21	35.3	33.7	34	33.5	35	33.7	34	34.3	33.85	34.3
21 - 22	35.5	37	35	32.5	35	35	34	35	34.5	35
22 - 23	33	28	32	32	34	34	34	31.8	34	31.8
23 - 24	35	32	40	42	33	29	28	36.4	28.5	36.4

Starting Hour	Count	Average Speed of all Traffic	Violator Counts	Average Speed of Violators
00:00:00	11	33.3	10	34.4
01:00:00	9	31.8	9	31.8
02:00:00	7	33.4	6	35.3
03:00:00	6	30.7	6	30.7
04:00:00	13	29.2	10	31.2
05:00:00	42	33.3	34	35.6
06:00:00	90	33.4	81	34.6
07:00:00	515	33.0	488	33.5
08:00:00	518	31.8	457	33.0
09:00:00	536	31.6	464	33.1
10:00:00	597	31.6	545	32.5
11:00:00	697	31.2	609	32.6
12:00:00	718	31.7	649	32.7
13:00:00	732	31.4	648	32.5
14:00:00	741	31.3	662	32.3
15:00:00	768	31.7	683	32.8
16:00:00	851	31.4	765	32.4
17:00:00	904	31.5	810	32.4
18:00:00	710	31.4	647	32.3
19:00:00	418	31.0	372	32.0
20:00:00	246	30.2	210	31.6
21:00:00	122	30.8	104	32.3
22:00:00	72	29.9	61	31.3
23:00:00	21	30.6	16	33.1

Date	Starting Hr:min	<15	15 to <20	20 to <25	25 to <30	30 to <35	35 to <40	40 to <45	45 to <50	50 to <55	55 to <60	60 to <65	65 to <70	70 to <75	75 to <80	80 to <85	85 to <90	90 to <95	95 to >100	Total Counts	85pct Speed	10MPH Pace	% in pace	# of Speeders	% Speeders	VEH_SM	VEH_MED	VEH_LG	
3/2/2022	00:00	*	*	*	*	*	*	*	*	*	*	*	*	*	*	*	*	*	*	*	*	*	*	*	*	*	*	*	*
3/2/2022	01:00	*	*	*	*	*	*	*	*	*	*	*	*	*	*	*	*	*	*	*	*	*	*	*	*	*	*	*	*
3/2/2022	02:00	*	*	*	*	*	*	*	*	*	*	*	*	*	*	*	*	*	*	*	*	*	*	*	*	*	*	*	*
3/2/2022	03:00	0	0	0	0	1	0	0	0	0	0	0	0	0	0	0	0	0	0	0	1	32	22 to 32	100.0	1	100.0	0	1	0
3/2/2022	04:00	0	0	0	2	0	0	0	0	0	0	0	0	0	0	0	0	0	0	0	2	29	19 to 29	100.0	2	100.0	0	2	0
3/2/2022	05:00	0	0	1	2	2	1	0	0	1	0	0	0	0	0	0	0	0	0	0	7	37	21 to 31	71.4	6	85.7	0	7	0
3/2/2022	06:00	0	0	2	5	2	4	2	0	0	0	0	0	0	0	0	0	0	0	15	40	25 to 35	53.3	13	86.7	0	15	0	
3/2/2022	07:00	0	0	5	20	37	28	3	1	0	0	0	0	0	0	0	0	0	0	94	37.3	28 to 38	84.0	89	94.7	1	91	2	
3/2/2022	08:00	0	0	5	22	37	29	3	0	0	0	0	0	0	0	0	0	0	0	96	37.7	29 to 39	79.2	91	94.8	0	96	0	
3/2/2022	09:00	0	1	5	16	30	8	0	1	1	0	0	0	0	0	0	0	0	0	62	35.3	27 to 37	82.3	56	90.3	0	62	0	
3/2/2022	10:00	0	0	1	21	25	13	3	2	0	0	0	0	0	0	0	0	0	0	65	36.8	27 to 37	81.5	64	98.5	0	65	0	
3/2/2022	11:00	0	2	7	18	37	18	2	0	0	0	0	0	0	0	0	0	0	0	84	36	28 to 38	77.4	75	89.3	0	83	1	
3/2/2022	12:00	0	1	4	24	48	17	4	0	1	0	0	0	0	0	0	0	0	0	99	36.5	27 to 37	78.8	94	94.9	1	97	1	
3/2/2022	13:00	1	2	6	32	49	19	7	1	0	0	0	0	0	0	0	0	0	0	117	35.9	26 to 36	77.8	108	92.3	1	115	1	
3/2/2022	14:00	0	2	11	43	52	23	2	0	0	0	0	0	0	0	0	0	0	0	133	35.7	27 to 37	80.5	120	90.2	1	131	1	
3/2/2022	15:00	0	5	6	30	46	21	4	1	0	0	0	0	0	0	0	0	0	0	113	36.4	27 to 37	77.0	102	90.3	1	111	1	
3/2/2022	16:00	0	3	13	42	45	16	1	0	0	0	0	0	0	0	0	0	0	0	120	34.9	26 to 36	76.7	104	86.7	2	118	0	
3/2/2022	17:00	0	1	12	42	53	29	7	1	0	0	0	0	0	0	0	0	0	0	145	37.1	26 to 36	73.1	132	91.0	1	144	0	
3/2/2022	18:00	0	0	9	46	60	21	8	0	0	0	0	0	0	0	0	0	0	0	144	36.1	27 to 37	79.2	135	93.8	1	143	0	
3/2/2022	19:00	0	2	4	16	21	13	1	0	0	0	0	0	0	0	0	0	0	0	57	36.5	28 to 38	77.2	51	89.5	0	57	0	
3/2/2022	20:00	0	2	4	15	20	2	1	0	0	0	0	0	0	0	0	0	0	0	44	34	25 to 35	84.1	38	86.4	0	44	0	
3/2/2022	21:00	0	0	0	7	6	1	0	1	0	0	0	0	0	0	0	0	0	0	15	35	25 to 35	86.7	15	100.0	0	15	0	
3/2/2022	22:00	1	0	1	2	5	0	0	0	0	0	0	0	0	0	0	0	0	0	9	32	22 to 32	77.8	7	77.8	0	9	0	
3/2/2022	23:00	0	0	0	0	0	1	0	0	0	0	0	0	0	0	0	0	0	0	1	40	30 to 40	100.0	1	100.0	0	1	0	
24 Hr Summary		2	21	96	405	576	264	48	8	3	0	0	0	0	0	0	0	0	0	1423	37	27 to 37	76.7	1304	91.6	9	1407	7	

Date	Starting Hr:min	<15	15 to <20	20 to <25	25 to <30	30 to <35	35 to <40	40 to <45	45 to <50	50 to <55	55 to <60	60 to <65	65 to <70	70 to <75	75 to <80	80 to <85	85 to <90	90 to <95	95 to >100	Total Counts	85pct Speed	10MPH Pace	% in pace	# of Speeders	% Speeders	VEH_SM	VEH_MED	VEH_LG
3/3/2022	00:00	0	0	0	0	1	2	0	0	0	0	0	0	0	0	0	0	0	0	3	38	28 to 38	100.0	3	100.0	0	3	0
3/3/2022	01:00	0	0	0	1	1	0	0	0	0	0	0	0	0	0	0	0	0	0	2	33	23 to 33	100.0	2	100.0	0	2	0
3/3/2022	02:00	*	*	*	*	*	*	*	*	*	*	*	*	*	*	*	*	*	*	*	*	*	*	*	*	*	*	*
3/3/2022	03:00	*	*	*	*	*	*	*	*	*	*	*	*	*	*	*	*	*	*	*	*	*	*	*	*	*	*	*
3/3/2022	04:00	0	0	1	0	0	0	0	0	0	0	0	0	0	0	0	0	0	0	1	21	11 to 21	100.0	*	*	0	1	0
3/3/2022	05:00	0	0	1	1	3	2	0	0	0	0	0	0	0	0	0	0	0	0	7	35.5	26 to 36	85.7	6	85.7	0	7	0
3/3/2022	06:00	0	0	1	2	5	6	0	1	0	0	0	0	0	0	0	0	0	0	15	38	29 to 39	73.3	14	93.3	0	15	0
3/3/2022	07:00	0	0	3	24	51	19	2	0	0	0	0	0	0	0	0	0	0	0	99	35.7	27 to 37	87.9	96	97.0	1	98	0
3/3/2022	08:00	0	0	8	21	36	23	5	0	0	0	0	0	0	0	0	0	0	0	93	37.2	27 to 37	69.9	85	91.4	1	90	2
3/3/2022	09:00	0	0	7	18	31	16	6	1	0	0	0	0	0	0	0	0	0	0	79	38.8	27 to 37	72.2	72	91.1	1	76	2
3/3/2022	10:00	0	1	3	19	37	13	2	0	0	0	0	0	0	0	0	0	0	0	75	36.3	27 to 37	82.7	71	94.7	0	75	0
3/3/2022	11:00	0	2	6	25	35	18	3	0	0	0	0	0	0	0	0	0	0	0	89	36.1	27 to 37	83.1	81	91.0	1	88	0
3/3/2022	12:00	0	3	11	30	52	15	2	1	0	0	0	0	0	0	0	0	0	0	114	35.3	25 to 35	76.3	100	87.7	0	113	1
3/3/2022	13:00	0	2	13	26	31	12	0	1	0	0	0	0	0	0	0	0	0	0	85	35	27 to 37	74.1	70	82.4	1	84	0
3/3/2022	14:00	0	1	11	38	42	13	3	0	0	0	0	0	0	0	0	0	0	0	108	35	26 to 36	79.6	96	88.9	0	107	1
3/3/2022	15:00	0	0	8	26	59	14	2	2	0	0	0	0	0	0	0	0	0	0	111	35.2	25 to 35	80.2	103	92.8	0	110	1
3/3/2022	16:00	0	3	9	38	65	15	4	0	0	0	0	0	0	0	0	0	0	0	134	34.9	25 to 35	79.9	122	91.0	0	133	1
3/3/2022	17:00	1	0	13	41	60	25	4	0	0	0	0	0	0	0	0	0	0	0	144	35.7	28 to 38	80.6	130	90.3	1	143	0
3/3/2022	18:00	0	2	5	31	44	19	5	1	0	0	0	0	0	0	0	0	0	0	107	36.2	27 to 37	79.4	100	93.5	0	107	0
3/3/2022	19:00	0	1	8	16	26	2	0	0	0	0	0	0	0	0	0	0	0	0	53	34.1	25 to 35	90.6	44	83.0	0	53	0
3/3/2022	20:00	0	2	5	16	15	4	1	0	0	0	0	0	0	0	0	0	0	0	43	33.5	22 to 32	76.7	36	83.7	1	42	0
3/3/2022	21:00	0	1	2	8	10	0	1	1	0	0	0	0	0	0	0	0	0	0	23	32.5	23 to 33	87.0	20	87.0	0	23	0
3/3/2022	22:00	0	0	2	3	4	1	0	0	0	0	0	0	0	0	0	0	0	0	10	32	24 to 34	80.0	8	80.0	0	10	0
3/3/2022	23:00	0	0	0	0	1	1	1	0	0	0	0	0	0	0	0	0	0	0	3	42	32 to 42	100.0	3	100.0	0	3	0
24 Hr Summary		1	18	117	384	609	220	41	8	0	0	0	0	0	0	0	0	0	0	1398	36	27 to 37	77.8	1262	90.3	7	1383	8

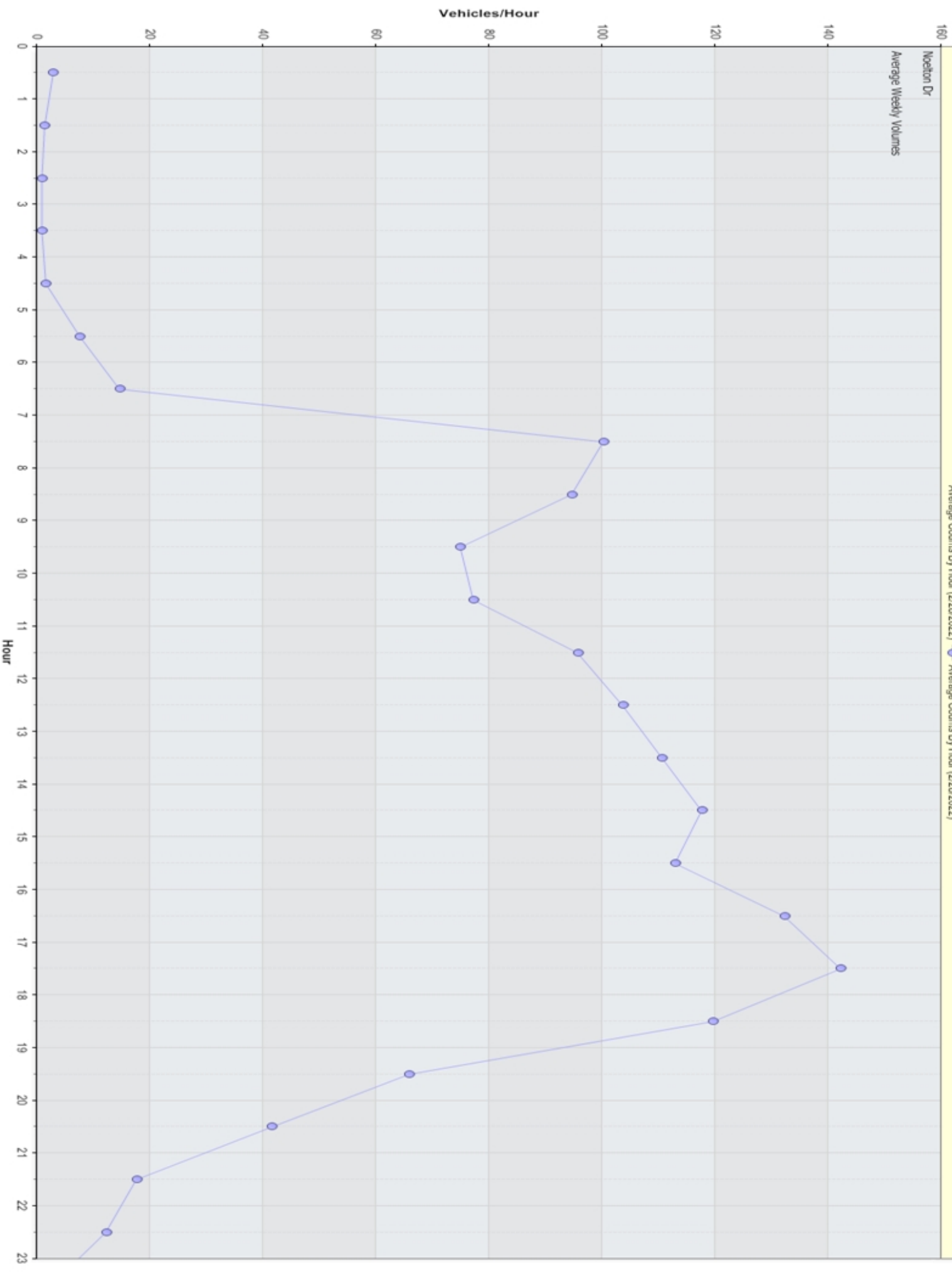
Date	Starting Hr:min	<15	15 to <20	20 to <25	25 to <30	30 to <35	35 to <40	40 to <45	45 to <50	50 to <55	55 to <60	60 to <65	65 to <70	70 to <75	75 to <80	80 to <85	85 to <90	90 to <95	95 to >100	Total Counts	85pct Speed	10MPH Pace	% in pace	# of Speeders	% Speeders	VEH_SM	VEH_MED	VEH_LG
3/4/2022	00:00	0	0	0	0	2	1	0	0	0	0	0	0	0	0	0	0	0	0	3	36	26 to 36	100.0	3	100.0	0	3	0
3/4/2022	01:00	0	0	0	0	0	1	0	0	0	0	0	0	0	0	0	0	0	0	1	37	27 to 37	100.0	1	100.0	0	1	0
3/4/2022	02:00	0	0	0	0	1	0	0	0	0	0	0	0	0	0	0	0	0	0	1	32	22 to 32	100.0	1	100.0	0	1	0
3/4/2022	03:00	0	0	0	0	1	0	0	0	0	0	0	0	0	0	0	0	0	0	1	33	23 to 33	100.0	1	100.0	0	1	0
3/4/2022	04:00	0	0	0	0	2	0	0	0	0	0	0	0	0	0	0	0	0	0	2	34	24 to 34	100.0	2	100.0	0	2	0
3/4/2022	05:00	0	0	3	1	1	3	0	0	1	0	0	0	0	0	0	0	0	0	9	37	27 to 37	55.6	6	66.7	0	9	0
3/4/2022	06:00	0	0	1	2	7	3	0	0	1	0	0	0	0	0	0	0	0	0	14	37	27 to 37	78.6	13	92.9	0	14	0
3/4/2022	07:00	0	0	6	23	46	26	5	2	0	0	0	0	0	0	0	0	0	0	108	36.9	27 to 37	77.8	102	94.4	1	106	1
3/4/2022	08:00	1	3	12	27	39	10	3	0	0	0	0	0	0	0	0	0	0	0	95	34.9	25 to 35	72.6	79	83.2	1	91	3
3/4/2022	09:00	2	3	7	26	32	9	5	0	0	0	0	0	0	0	0	0	0	0	84	36	27 to 37	72.6	72	85.7	1	81	2
3/4/2022	10:00	1	2	10	39	32	8	0	0	0	0	0	0	0	0	0	0	0	0	92	33.8	25 to 35	82.6	79	85.9	1	88	3
3/4/2022	11:00	0	1	10	40	48	12	3	0	0	0	0	0	0	0	0	0	0	0	114	34.8	26 to 36	84.2	103	90.4	0	113	1
3/4/2022	12:00	0	2	7	23	43	20	3	0	0	0	0	0	0	0	0	0	0	0	98	36.5	28 to 38	81.6	89	90.8	1	96	1
3/4/2022	13:00	0	3	10	45	48	18	4	1	1	0	0	0	0	0	0	0	0	0	130	35.8	26 to 36	75.4	117	90.0	1	129	0
3/4/2022	14:00	0	0	8	29	46	24	5	0	0	0	0	0	0	0	0	0	0	0	112	36.4	28 to 38	77.7	104	92.9	0	112	0
3/4/2022	15:00	0	2	12	25	53	16	7	0	0	0	0	0	0	0	0	0	0	0	115	35.9	26 to 36	73.9	101	87.8	0	112	3
3/4/2022	16:00	0	1	17	53	54	18	0	0	0	0	0	0	0	0	0	0	0	0	143	34.6	25 to 35	79.7	125	87.4	0	143	0
3/4/2022	17:00	0	4	20	37	50	25	2	0	0	0	0	0	0	0	0	0	0	0	138	35.6	27 to 37	72.5	114	82.6	1	137	0
3/4/2022	18:00	0	4	7	47	34	14	2	0	0	0	0	0	0	0	0	0	0	0	108	35	27 to 37	80.6	97	89.8	2	106	0
3/4/2022	19:00	0	1	12	29	36	10	0	0	0	0	0	0	0	0	0	0	0	0	88	33.8	24 to 34	77.3	75	85.2	0	88	0
3/4/2022	20:00	0	1	3	12	16	6	0	0	0	0	0	0	0	0	0	0	0	0	38	35	26 to 36	81.6	34	89.5	0	38	0
3/4/2022	21:00	0	0	3	2	8	0	2	0	0	0	0	0	0	0	0	0	0	0	15	35	25 to 35	80.0	12	80.0	0	15	0
3/4/2022	22:00	0	0	1	6	8	3	0	0	0	0	0	0	0	0	0	0	0	0	18	34	26 to 36	88.9	17	94.4	1	17	0
3/4/2022	23:00	0	0	1	1	2	0	0	0	0	0	0	0	0	0	0	0	0	0	4	33	24 to 34	100.0	3	75.0	0	4	0
24 Hr Summary		4	27	150	467	609	227	41	3	3	0	0	0	0	0	0	0	0	0	1531	36	27 to 37	75.8	1350	88.2	10	1507	14

Date	Starting Hr:min	<15	15 to <20	20 to <25	25 to <30	30 to <35	35 to <40	40 to <45	45 to <50	50 to <55	55 to <60	60 to <65	65 to <70	70 to <75	75 to <80	80 to <85	85 to <90	90 to <95	95 to >100	Total Counts	85pct Speed	10MPH Pace	% in pace	# of Speeders	% Speeders	VEH_SM	VEH_MED	VEH_LG	
3/5/2022	00:00	0	0	0	2	0	0	0	0	0	0	0	0	0	0	0	0	0	0	2	30	20 to 30	100.0	2	100.0	0	2	0	
3/5/2022	01:00	0	0	0	1	0	1	0	0	0	0	0	0	0	0	0	0	0	0	2	38	28 to 38	100.0	2	100.0	0	2	0	
3/5/2022	02:00	0	0	0	0	1	1	0	0	0	0	0	0	0	0	0	0	0	0	2	37	27 to 37	100.0	2	100.0	0	2	0	
3/5/2022	03:00	*	*	*	*	*	*	*	*	*	*	*	*	*	*	*	*	*	*	*	*	*	*	*	*	*	*	*	*
3/5/2022	04:00	*	*	*	*	*	*	*	*	*	*	*	*	*	*	*	*	*	*	*	*	*	*	*	*	*	*	*	*
3/5/2022	05:00	0	0	0	0	3	0	0	0	0	0	0	0	0	0	0	0	0	0	3	35	25 to 35	100.0	3	100.0	0	3	0	
3/5/2022	06:00	0	0	0	0	2	2	0	0	0	0	0	0	0	0	0	0	0	0	4	36	27 to 37	100.0	4	100.0	0	4	0	
3/5/2022	07:00	0	1	1	5	8	4	2	0	0	0	0	0	0	0	0	0	0	0	21	38	28 to 38	71.4	19	90.5	0	21	0	
3/5/2022	08:00	0	1	5	15	21	5	1	2	0	0	0	0	0	0	0	0	0	0	50	35	25 to 35	78.0	44	88.0	0	49	1	
3/5/2022	09:00	3	5	12	36	29	14	1	0	0	0	0	0	0	0	0	0	0	0	100	35	25 to 35	70.0	80	80.0	4	95	1	
3/5/2022	10:00	0	2	8	29	55	9	5	1	1	0	0	0	0	0	0	0	0	0	110	35	25 to 35	79.1	100	90.9	1	108	1	
3/5/2022	11:00	0	3	13	22	43	11	3	1	0	0	0	0	0	0	0	0	0	0	96	35.2	26 to 36	71.9	80	83.3	2	94	0	
3/5/2022	12:00	0	0	7	40	34	12	4	2	0	0	0	0	0	0	0	0	0	0	99	36	27 to 37	81.8	92	92.9	1	98	0	
3/5/2022	13:00	0	1	19	33	39	17	0	0	0	0	0	0	0	0	0	0	0	0	109	35.2	27 to 37	73.4	89	81.7	1	107	1	
3/5/2022	14:00	0	0	15	33	42	7	3	1	0	0	0	0	0	0	0	0	0	0	101	34.2	24 to 34	79.2	86	85.1	0	99	2	
3/5/2022	15:00	1	2	12	29	40	19	3	2	0	0	0	0	0	0	0	0	0	0	108	36	26 to 36	71.3	93	86.1	1	107	0	
3/5/2022	16:00	0	0	8	30	36	23	4	0	0	0	0	0	0	0	0	0	0	0	101	37.4	28 to 38	74.3	93	92.1	1	100	0	
3/5/2022	17:00	0	1	8	36	42	19	3	0	0	0	0	0	0	0	0	0	0	0	109	36	26 to 36	77.1	100	91.7	0	109	0	
3/5/2022	18:00	0	1	6	28	29	12	3	0	0	0	0	0	0	0	0	0	0	0	79	36	26 to 36	75.9	72	91.1	2	77	0	
3/5/2022	19:00	0	2	4	16	21	8	0	1	0	0	0	0	0	0	0	0	0	0	52	35.3	27 to 37	82.7	46	88.5	0	52	0	
3/5/2022	20:00	0	1	2	10	10	1	0	0	1	0	0	0	0	0	0	0	0	0	25	33.7	26 to 36	84.0	22	88.0	0	25	0	
3/5/2022	21:00	0	2	3	5	8	2	0	0	1	0	0	0	0	0	0	0	0	0	21	35	24 to 34	61.9	16	76.2	1	20	0	
3/5/2022	22:00	0	1	2	6	2	2	0	0	0	0	0	0	0	0	0	0	0	0	13	34	24 to 34	76.9	10	76.9	0	13	0	
3/5/2022	23:00	0	1	1	1	1	0	0	0	0	0	0	0	0	0	0	0	0	0	4	29	19 to 29	75.0	2	50.0	0	4	0	
24 Hr Summary		4	24	126	377	466	169	32	10	3	0	0	0	0	0	0	0	0	0	1211	36	26 to 36	73.5	1057	87.3	14	1191	6	

Date	Starting Hr:min	<15	15 to <20	20 to <25	25 to <30	30 to <35	35 to <40	40 to <45	45 to <50	50 to <55	55 to <60	60 to <65	65 to <70	70 to <75	75 to <80	80 to <85	85 to <90	90 to <95	95 to >100	Total Counts	85pct Speed	10MPH Pace	% in pace	# of Speeders	% Speeders	VEH_SM	VEH_MED	VEH_LG
3/6/2022	00:00	0	0	0	0	0	1	0	0	0	0	0	0	0	0	0	0	0	0	1	39	29 to 39	100.0	1	100.0	0	1	0
3/6/2022	01:00	0	0	0	1	0	0	0	0	0	0	0	0	0	0	0	0	0	0	1	27	17 to 27	100.0	1	100.0	0	1	0
3/6/2022	02:00	0	0	0	0	1	0	0	1	0	0	0	0	0	0	0	0	0	0	2	46	25 to 35	50.0	2	100.0	0	2	0
3/6/2022	03:00	0	0	0	1	0	0	0	0	0	0	0	0	0	0	0	0	0	0	1	27	17 to 27	100.0	1	100.0	0	1	0
3/6/2022	04:00	0	0	0	0	1	0	0	0	0	0	0	0	0	0	0	0	0	0	1	33	23 to 33	100.0	1	100.0	0	1	0
3/6/2022	05:00	0	0	1	0	0	0	0	0	0	0	0	0	0	0	0	0	0	0	1	23	13 to 23	100.0	*	*	0	1	0
3/6/2022	06:00	0	0	0	4	2	0	0	0	0	0	0	0	0	0	0	0	0	0	6	30.5	21 to 31	100.0	6	100.0	0	6	0
3/6/2022	07:00	0	1	0	5	3	0	0	0	0	0	0	0	0	0	0	0	0	0	9	32.5	23 to 33	88.9	8	88.9	0	9	0
3/6/2022	08:00	0	0	2	12	14	4	0	0	0	0	0	0	0	0	0	0	0	0	32	34	27 to 37	84.4	30	93.8	0	30	2
3/6/2022	09:00	0	0	10	11	23	12	2	0	0	0	0	0	0	0	0	0	0	0	58	36.5	29 to 39	67.2	48	82.8	0	56	2
3/6/2022	10:00	0	1	7	34	38	15	1	0	0	0	0	0	0	0	0	0	0	0	96	35.7	26 to 36	78.1	88	91.7	0	95	1
3/6/2022	11:00	2	3	13	25	44	16	2	0	0	0	0	0	0	0	0	0	0	0	105	35.3	27 to 37	74.3	87	82.9	1	101	3
3/6/2022	12:00	0	3	4	33	35	19	3	1	0	0	0	0	0	0	0	0	0	0	98	35.7	27 to 37	83.7	91	92.9	0	98	0
3/6/2022	13:00	0	0	9	35	48	17	3	1	0	0	0	0	0	0	0	0	0	0	113	35.8	27 to 37	80.5	104	92.0	0	112	1
3/6/2022	14:00	0	0	7	35	39	11	5	0	0	0	0	0	0	0	0	0	0	0	97	35.2	25 to 35	81.4	90	92.8	1	96	0
3/6/2022	15:00	0	1	7	27	45	20	1	0	0	0	0	0	0	0	0	0	0	0	101	35.6	26 to 36	81.2	93	92.1	0	101	0
3/6/2022	16:00	2	2	13	38	39	15	10	0	0	0	0	0	0	0	0	0	0	0	119	35.9	26 to 36	71.4	102	85.7	0	119	0
3/6/2022	17:00	1	1	13	37	36	12	0	0	0	0	0	0	0	0	0	0	0	0	100	34.7	25 to 35	79.0	85	85.0	1	99	0
3/6/2022	18:00	0	0	7	31	32	13	4	1	0	0	0	0	0	0	0	0	0	0	88	36.4	27 to 37	78.4	81	92.0	1	87	0
3/6/2022	19:00	0	0	6	22	16	8	2	1	0	0	0	0	0	0	0	0	0	0	55	36	25 to 35	74.5	49	89.1	0	55	0
3/6/2022	20:00	0	1	7	12	4	4	0	0	0	0	0	0	0	0	0	0	0	0	28	34	22 to 32	78.6	20	71.4	1	27	0
3/6/2022	21:00	1	0	1	7	7	3	0	0	0	0	0	0	0	0	0	0	0	0	19	34	26 to 36	78.9	17	89.5	0	19	0
3/6/2022	22:00	0	0	0	4	6	0	0	0	0	0	0	0	0	0	0	0	0	0	10	34	25 to 35	100.0	10	100.0	0	10	0
3/6/2022	23:00	0	0	2	1	0	0	0	0	0	0	0	0	0	0	0	0	0	0	3	28	18 to 28	100.0	1	33.3	1	2	0
24 Hr Summary		6	13	109	375	433	170	33	5	0	0	0	0	0	0	0	0	0	0	1144	36	26 to 36	76.1	1016	88.8	6	1129	9

Date	Starting Hr:min	<15	15 to <20	20 to <25	25 to <30	30 to <35	35 to <40	40 to <45	45 to <50	50 to <55	55 to <60	60 to <65	65 to <70	70 to <75	75 to <80	80 to <85	85 to <90	90 to <95	95 to >100	Total Counts	85pct Speed	10MPH Pace	% in pace	# of Speeders	% Speeders	VEH_SM	VEH_MED	VEH_LG
3/7/2022	00:00	0	0	0	0	0	1	0	0	0	0	0	0	0	0	0	0	0	0	1	38	28 to 38	100.0	1	100.0	0	1	0
3/7/2022	01:00	0	0	0	1	1	0	0	0	0	0	0	0	0	0	0	0	0	0	2	34	24 to 34	100.0	2	100.0	0	1	1
3/7/2022	02:00	*	*	*	*	*	*	*	*	*	*	*	*	*	*	*	*	*	*	*	*	*	*	*	*	*	*	*
3/7/2022	03:00	0	0	0	1	2	0	0	0	0	0	0	0	0	0	0	0	0	0	3	33	23 to 33	100.0	3	100.0	0	0	3
3/7/2022	04:00	0	0	2	1	2	0	0	0	0	0	0	0	0	0	0	0	0	0	5	32	22 to 32	80.0	3	60.0	0	5	0
3/7/2022	05:00	0	0	1	0	2	2	0	1	0	0	0	0	0	0	0	0	0	0	6	37	27 to 37	66.7	5	83.3	0	6	0
3/7/2022	06:00	0	0	3	1	10	7	1	0	0	0	0	0	0	0	0	0	0	0	22	38	29 to 39	77.3	19	86.4	0	22	0
3/7/2022	07:00	1	1	1	24	43	19	8	1	0	0	0	0	0	0	0	0	0	0	98	38.3	27 to 37	74.5	95	96.9	0	97	1
3/7/2022	08:00	0	1	14	15	25	19	2	0	0	0	0	0	0	0	0	0	0	0	76	36.7	28 to 38	68.4	61	80.3	0	76	0
3/7/2022	09:00	0	0	9	16	36	11	2	1	0	0	0	0	0	0	0	0	0	0	75	37	29 to 39	78.7	66	88.0	0	74	1
3/7/2022	10:00	1	0	6	24	37	12	4	1	0	1	0	0	0	0	0	0	0	0	86	36	27 to 37	79.1	79	91.9	0	86	0
3/7/2022	11:00	0	3	8	33	50	17	3	0	0	0	0	0	0	0	0	0	0	0	114	36.2	28 to 38	77.2	103	90.4	1	113	0
3/7/2022	12:00	2	6	11	22	48	16	2	1	0	0	0	0	0	0	0	0	0	0	108	35.8	28 to 38	73.1	89	82.4	0	105	3
3/7/2022	13:00	0	1	6	29	29	10	1	0	0	0	0	0	0	0	0	0	0	0	76	35	27 to 37	82.9	69	90.8	0	75	1
3/7/2022	14:00	0	2	12	26	29	7	1	0	0	0	0	0	0	0	0	0	0	0	77	34.6	25 to 35	77.9	63	81.8	1	76	0
3/7/2022	15:00	0	5	13	44	34	11	2	0	0	0	0	0	0	0	0	0	0	0	109	34.6	25 to 35	76.1	91	83.5	0	109	0
3/7/2022	16:00	0	1	6	33	50	9	0	0	0	0	0	0	0	0	0	0	0	0	99	34.1	25 to 35	86.9	92	92.9	1	98	0
3/7/2022	17:00	0	3	8	42	52	8	0	0	0	0	0	0	0	0	0	0	0	0	113	33.4	25 to 35	86.7	102	90.3	0	113	0
3/7/2022	18:00	1	0	10	41	22	9	0	0	0	0	0	0	0	0	0	0	0	0	83	34.5	25 to 35	81.9	72	86.7	0	83	0
3/7/2022	19:00	1	0	3	22	18	8	1	1	0	0	0	0	0	0	0	0	0	0	54	36	27 to 37	81.5	50	92.6	0	54	0
3/7/2022	20:00	0	1	4	5	15	5	0	0	0	0	0	0	0	0	0	0	0	0	30	35.3	27 to 37	83.3	25	83.3	0	30	0
3/7/2022	21:00	0	0	0	7	6	3	0	0	0	0	0	0	0	0	0	0	0	0	16	35.5	26 to 36	93.8	16	100.0	0	16	0
3/7/2022	22:00	0	0	1	3	1	1	0	0	0	0	0	0	0	0	0	0	0	0	6	33	23 to 33	83.3	5	83.3	0	6	0
3/7/2022	23:00	0	0	0	1	2	0	0	0	0	0	0	0	0	0	0	0	0	0	3	35	25 to 35	100.0	3	100.0	0	3	0
24 Hr Summary		6	24	118	391	514	175	27	6	0	1	0	0	0	0	0	0	0	0	1262	36	26 to 36	75.8	1114	88.3	3	1249	10

Date	Starting Hr:min	<15	15 to <20	20 to <25	25 to <30	30 to <35	35 to <40	40 to <45	45 to <50	50 to <55	55 to <60	60 to <65	65 to <70	70 to <75	75 to <80	80 to <85	85 to <90	90 to <95	95 to >100	Total Counts	85pct Speed	10MPH Pace	% in pace	# of Speeders	% Speeders	VEH_SM	VEH_MED	VEH_LG	
3/8/2022	00:00	0	0	1	0	0	0	0	0	0	0	0	0	0	0	0	0	0	0	1	22	12 to 22	100.0	*	*	0	1	0	
3/8/2022	01:00	0	0	0	1	0	0	0	0	0	0	0	0	0	0	0	0	0	0	1	30	20 to 30	100.0	1	100.0	0	1	0	
3/8/2022	02:00	0	0	1	1	0	0	0	0	0	0	0	0	0	0	0	0	0	0	2	28	18 to 28	100.0	1	50.0	0	2	0	
3/8/2022	03:00	*	*	*	*	*	*	*	*	*	*	*	*	*	*	*	*	*	*	*	*	*	*	*	*	*	*	*	*
3/8/2022	04:00	0	0	0	0	2	0	0	0	0	0	0	0	0	0	0	0	0	0	2	32	22 to 32	100.0	2	100.0	0	2	0	
3/8/2022	05:00	0	0	1	0	4	3	0	0	1	0	0	0	0	0	0	0	0	0	9	37	27 to 37	77.8	8	88.9	0	9	0	
3/8/2022	06:00	0	0	2	2	4	3	2	1	0	0	0	0	0	0	0	0	0	0	14	41	31 to 41	57.1	12	85.7	0	14	0	
3/8/2022	07:00	0	1	6	17	30	27	5	0	0	0	0	0	0	0	0	0	0	0	86	37.5	28 to 38	75.6	79	91.9	0	86	0	
3/8/2022	08:00	0	2	7	18	32	15	2	1	0	0	0	0	0	0	0	0	0	0	77	36	26 to 36	72.7	68	88.3	0	74	3	
3/8/2022	09:00	0	2	6	13	35	19	2	0	0	0	0	0	0	0	0	0	0	0	77	37	28 to 38	80.5	69	89.6	1	76	0	
3/8/2022	10:00	0	3	6	17	28	15	4	0	0	0	0	0	0	0	0	0	0	0	73	37	27 to 37	68.5	64	87.7	0	70	3	
3/8/2022	11:00	1	4	10	32	29	16	2	1	0	0	0	0	0	0	0	0	0	0	95	35.5	26 to 36	74.7	80	84.2	1	92	2	
3/8/2022	12:00	0	0	8	33	41	19	0	1	0	0	0	0	0	0	0	0	0	0	102	35.6	26 to 36	81.4	94	92.2	2	100	0	
3/8/2022	13:00	0	0	11	23	50	17	1	0	0	0	0	0	0	0	0	0	0	0	102	35.5	26 to 36	77.5	91	89.2	0	99	3	
3/8/2022	14:00	0	3	7	35	50	14	4	0	0	0	0	0	0	0	0	0	0	0	113	35.2	27 to 37	82.3	103	91.2	0	110	3	
3/8/2022	15:00	1	0	10	30	39	24	6	1	0	0	0	0	0	0	0	0	0	0	111	36.7	27 to 37	74.8	100	90.1	0	111	0	
3/8/2022	16:00	0	1	7	32	64	28	3	0	0	0	0	0	0	0	0	0	0	0	135	36.4	27 to 37	82.2	127	94.1	2	131	2	
3/8/2022	17:00	0	0	8	41	78	26	2	0	0	0	0	0	0	0	0	0	0	0	155	35.6	27 to 37	85.8	147	94.8	2	152	1	
3/8/2022	18:00	1	0	10	32	45	10	1	1	1	0	0	0	0	0	0	0	0	0	101	34.5	26 to 36	80.2	90	89.1	0	101	0	
3/8/2022	19:00	0	1	1	23	26	7	1	0	0	0	0	0	0	0	0	0	0	0	59	34.7	26 to 36	89.8	57	96.6	0	59	0	
3/8/2022	20:00	0	0	3	14	17	4	0	0	0	0	0	0	0	0	0	0	0	0	38	33.7	26 to 36	89.5	35	92.1	0	38	0	
3/8/2022	21:00	0	0	5	3	1	4	0	0	0	0	0	0	0	0	0	0	0	0	13	37	18 to 28	61.5	8	61.5	0	13	0	
3/8/2022	22:00	0	0	2	3	1	0	0	0	0	0	0	0	0	0	0	0	0	0	6	28	24 to 34	100.0	4	66.7	0	6	0	
3/8/2022	23:00	0	0	0	2	1	0	0	0	0	0	0	0	0	0	0	0	0	0	3	32	22 to 32	100.0	3	100.0	0	3	0	
24 Hr Summary		3	17	112	372	577	251	35	6	2	0	0	0	0	0	0	0	0	0	1375	36	27 to 37	77.5	1243	90.4	8	1350	17	



Vehicles/Hour

Nocton Dr

Average Weekly Volumes

Hour

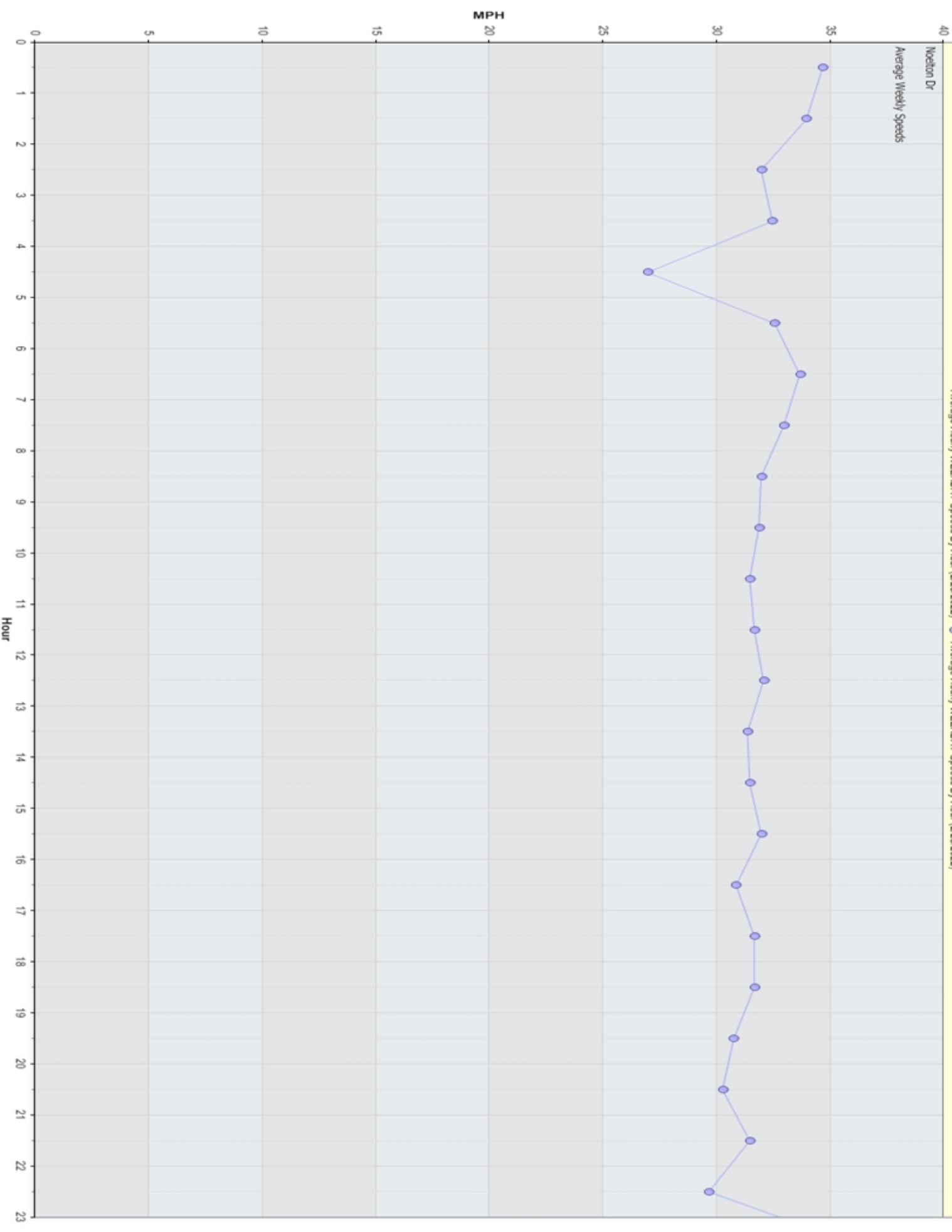
Merged: Average Hourly WEEKDAY Speeds for Week of 2/28/2022

Noelton Dr

Average Weekly Speeds

Average Hourly WEEKDAY Speeds By Hour (2/28/2022)


Average Hourly WEEKDAY Speeds By Hour (2/28/2022)



Merged: Daily Volume for Week of 2/28/2022

Daily Vehicle Counts

Daily Vehicle Counts



TRAFFIC ANALYSIS REPORT

For Project: Scenic
 Project Notes:
 Location/Name: Merged
 Report Generated: 12/11/2020 12:20
 Speed Intervals 1 MPH
 Time Intervals Instant
 Traffic Report From 12/03/2020 13:00:00 through 12/11/2020 11:59:59
 85th Percentile Speed 39 MPH
 85th Percentile Vehicles 21665
 Max Speed 70 MPH on 12/10/2020 22:52:54
 Total Vehicles 25489
 AADT: 3202

Volumes - weekly counts

	Time	5 Day	7 Day
Average Daily		3079	2949
AM Peak	07:00	312	236
PM Peak	04:00	269	260

Speed

Speed Limit: 25
 85th Percentile Speed: 39
 Average Speed: 34.6

	Monday	Tuesday	Wednesday	Thursday	Friday	Saturday	Sunday
Count over limit	3355	3361	3537	5229	4187	2704	2340
% over limit	97.0	97.4	97.1	96.9	97.5	95.8	96.5
Avg Speeder	34.8	35.0	34.9	35.0	34.8	35.3	35.1

Class Counts

	Number	%
VEH_SM	11	0
VEH_MED	24463	96
VEH_LG	1015	4

[VEH_SM=motorcycle, VEH_MED = sedan, VEH_LG = truck]

Hour	2020-11-30	to	2020-12-06	Thrusday	Friday	Saturday	Sunday	Week	Weekend	Week Day 85%
	Monday	Tuesday	Wednesday							
	2020-11-30	2020-12-01	2020-12-02	2020-12-03	2020-12-04	2020-12-05	2020-12-06	Day Avg	Avg	Avg Speed
0 - 1	*	*	*	*	9	26	20	9	23	42
1 - 2	*	*	*	*	2	5	12	2	8.5	40
2 - 3	*	*	*	*	3	5	15	3	10	47
3 - 4	*	*	*	*	3	6	6	3	6	43
4 - 5	*	*	*	*	6	3	4	6	3.5	43
5 - 6	*	*	*	*	20	7	16	20	11.5	42
6 - 7	*	*	*	*	67	19	21	67	20	40.3
7 - 8	*	*	*	*	286	61	32	286	46.5	37.3
8 - 9	*	*	*	*	264	114	55	264	84.5	38.9
9 - 10	*	*	*	*	193	164	105	193	134.5	39.7
10 - 11	*	*	*	*	166	226	149	166	187.5	37.6
11 - 12	*	*	*	*	184	232	155	184	193.5	39.8
12 - 13	*	*	*	*	169	245	197	169	221	39.4
13 - 14	*	*	*	77	191	220	198	134	209	38.35
14 - 15	*	*	*	291	186	224	271	238.5	247.5	37.6
15 - 16	*	*	*	276	220	206	274	248	240	37.95
16 - 17	*	*	*	330	201	201	232	265.5	216.5	38.1
17 - 18	*	*	*	265	222	189	224	243.5	206.5	37.55
18 - 19	*	*	*	204	184	186	168	194	177	38.1
19 - 20	*	*	*	153	142	163	107	147.5	135	37.8
20 - 21	*	*	*	109	79	119	69	94	94	37.6
21 - 22	*	*	*	57	77	122	58	67	90	38.7
22 - 23	*	*	*	30	56	49	22	43	35.5	40.5
23 - 24	*	*	*	16	32	31	14	24	22.5	42.5
Totals	0	0	0	1808	2962	2823	2424			
% of Total	0%	0%	0%	18.05%	29.57%	28.18%	24.2%			

Hour	2020-12-07	to	2020-12-13				Week	Weekend	Week Day 85%	
	Monday	Tuesday	Wednesday	Thursday	Friday	Saturday				Sunday
	2020-12-07	2020-12-08	2020-12-09	2020-12-10	2020-12-11	2020-12-12	2020-12-13	Day Avg	Avg	Avg Speed
0 - 1	7	3	8	7	10	*	*	7	0	41.4
1 - 2	7	2	6	6	*	*	*	5.25	0	37.75
2 - 3	3	5	9	8	9	*	*	6.8	0	42.5
3 - 4	2	*	*	1	3	*	*	2	0	38.33
4 - 5	8	7	5	8	8	*	*	7.2	0	41.4
5 - 6	17	16	17	13	13	*	*	15.2	0	41.56
6 - 7	69	77	62	68	59	*	*	67	0	40.48
7 - 8	320	309	320	314	308	*	*	314.2	0	37.74
8 - 9	274	305	273	268	300	*	*	284	0	39
9 - 10	232	215	214	206	214	*	*	216.2	0	39.36
10 - 11	219	179	224	199	234	*	*	211	0	39.78
11 - 12	207	214	217	229	173	*	*	208	0	39.64
12 - 13	238	245	237	243	*	*	*	240.75	0	39.6
13 - 14	241	260	260	295	*	*	*	264	0	39.33
14 - 15	275	264	309	299	*	*	*	286.75	0	38.05
15 - 16	263	292	292	257	*	*	*	276	0	38.62
16 - 17	282	257	308	271	*	*	*	279.5	0	38.42
17 - 18	263	265	299	308	*	*	*	283.75	0	37.98
18 - 19	197	200	206	233	*	*	*	209	0	38.65
19 - 20	134	136	160	150	*	*	*	145	0	38.5
20 - 21	91	115	98	84	*	*	*	97	0	38.67
21 - 22	78	41	72	65	*	*	*	64	0	38.28
22 - 23	18	25	35	44	*	*	*	30.5	0	39.22
23 - 24	13	17	13	14	*	*	*	14.25	0	40.83
Totals	3458	3449	3644	3590	1331	0	0			
% of Total	22.35%	22.29%	23.55%	23.2%	8.6%	0%	0%			

Dec 2020										
Hour	Monday	Tuesday	Wednesday	Thursday	Friday	Saturday	Sunday	Week Day Avg	Weekend Avg	Week Day 85% Avg Speed
0 - 1	7	3	8	7	19	26	20	8.8	23	41.4
1 - 2	7	2	6	6	2	5	12	4.6	8.5	38.2
2 - 3	3	5	9	8	12	5	15	7.4	10	42.5
3 - 4	2	*	*	1	6	6	6	3	6	38.67
4 - 5	8	7	5	8	14	3	4	8.4	3.5	41.4
5 - 6	17	16	17	13	33	7	16	19.2	11.5	42.2
6 - 7	69	77	62	68	126	19	21	80.4	20	40.34
7 - 8	320	309	320	314	594	61	32	371.4	46.5	37.66
8 - 9	274	305	273	268	564	114	55	336.8	84.5	38.98
9 - 10	232	215	214	206	407	164	105	254.8	134.5	39.3
10 - 11	219	179	224	199	400	226	149	244.2	187.5	39.7
11 - 12	207	214	217	229	357	232	155	244.8	193.5	39.68
12 - 13	238	245	237	243	169	245	197	226.4	221	39.56
13 - 14	241	260	260	372	191	220	198	264.8	209	39.14
14 - 15	275	264	309	590	186	224	271	324.8	247.5	38
15 - 16	263	292	292	533	220	206	274	320	240	38.42
16 - 17	282	257	308	601	201	201	232	329.8	216.5	38.32
17 - 18	263	265	299	573	222	189	224	324.4	206.5	37.82
18 - 19	197	200	206	437	184	186	168	244.8	177	38.3
19 - 20	134	136	160	303	142	163	107	175	135	38.14
20 - 21	91	115	98	193	79	119	69	115.2	94	38.36
21 - 22	78	41	72	122	77	122	58	78	90	38.22
22 - 23	18	25	35	74	56	49	22	41.6	35.5	39.42
23 - 24	13	17	13	30	32	31	14	21	22.5	41.36
Totals	3458	3449	3644	5398	4293	2823	2424			
% of Total	13.57%	13.53%	14.3%	21.18%	16.84%	11.08%	9.51%			

	2020-11-30	to	2020-12-06							
	Monday	Tuesday	Wednesday	Thursday	Friday	Saturday	Sunday	Week	Weekend	Week Day 85%
Hour	2020-11-30	2020-12-01	2020-12-02	2020-12-03	2020-12-04	2020-12-05	2020-12-06	Day Avg	Avg	Avg Speed
0 - 1	*	*	*	*	38.11	34.85	35.75	38.11	35.3	42
1 - 2	*	*	*	*	39	38.2	36.33	39	37.27	40
2 - 3	*	*	*	*	39.67	34.8	40.8	39.67	37.8	47
3 - 4	*	*	*	*	39	31.67	34.67	39	33.17	43
4 - 5	*	*	*	*	38.5	30.33	30.75	38.5	30.54	43
5 - 6	*	*	*	*	37.05	34.71	31.81	37.05	33.26	42
6 - 7	*	*	*	*	35.75	36.21	32	35.75	34.11	40.3
7 - 8	*	*	*	*	33.45	35.79	32.75	33.45	34.27	37.3
8 - 9	*	*	*	*	34.64	36.04	36.05	34.64	36.04	38.9
9 - 10	*	*	*	*	35.32	35.36	35.37	35.32	35.37	39.7
10 - 11	*	*	*	*	34.04	34.73	35.57	34.04	35.15	37.6
11 - 12	*	*	*	*	34.83	35.07	36.33	34.83	35.7	39.8
12 - 13	*	*	*	*	34.84	35.18	35.22	34.84	35.2	39.4
13 - 14	*	*	*	32.91	34.39	35.17	35.71	33.65	35.44	38.35
14 - 15	*	*	*	33.05	33.69	34.96	34.11	33.37	34.53	37.6
15 - 16	*	*	*	33.54	34.67	34.83	33.55	34.11	34.19	37.95
16 - 17	*	*	*	33.97	34.57	35.1	34.92	34.27	35.01	38.1
17 - 18	*	*	*	34.01	33.65	34.6	34.37	33.83	34.48	37.55
18 - 19	*	*	*	34.5	33.57	33.76	33.45	34.03	33.61	38.1
19 - 20	*	*	*	34.29	33.2	33.23	33.23	33.75	33.23	37.8
20 - 21	*	*	*	34.39	32.97	34.21	33.86	33.68	34.03	37.6
21 - 22	*	*	*	36.49	32.9	33.68	34.78	34.69	34.23	38.7
22 - 23	*	*	*	35.33	35.79	35.61	35.73	35.56	35.67	40.5
23 - 24	*	*	*	35.94	37.47	35.74	34.57	36.7	35.16	42.5

	2020-12-07	to	2020-12-13							
	Monday	Tuesday	Wednesday	Thursday	Friday	Saturday	Sunday	Week	Weekend	Week Day 85%
Hour	2020-12-07	2020-12-08	2020-12-09	2020-12-10	2020-12-11	2020-12-12	2020-12-13	Day Avg	Avg	Avg Speed
0 - 1	35	30.33	34.38	41.57	40.7	*	*	36.4	0	41.4
1 - 2	32.57	34.5	36.5	33.83	*	*	*	34.35	0	37.75
2 - 3	41	35.6	40.11	34.38	39.11	*	*	38.04	0	42.5
3 - 4	34.5	*	*	39	32.67	*	*	35.39	0	38.33
4 - 5	40.88	37	35.8	37	35.88	*	*	37.31	0	41.4
5 - 6	36.24	36.38	36.88	37.54	33.62	*	*	36.13	0	41.56
6 - 7	36	35.61	35.79	35.06	37.34	*	*	35.96	0	40.48
7 - 8	33.46	33.86	34.29	34.14	33.86	*	*	33.92	0	37.74
8 - 9	34.57	34.02	35.37	35.18	35.18	*	*	34.86	0	39
9 - 10	34.06	34.29	35.15	35.49	35.84	*	*	34.97	0	39.36
10 - 11	34.07	35.92	35.74	35.56	34.06	*	*	35.07	0	39.78
11 - 12	34.46	35	35.65	35.75	35.5	*	*	35.27	0	39.64
12 - 13	34.96	35.58	34.42	35.84	*	*	*	35.2	0	39.6
13 - 14	35.09	35.88	34.37	35.54	*	*	*	35.22	0	39.33
14 - 15	33.84	34.43	33.77	33.9	*	*	*	33.99	0	38.05
15 - 16	34.48	34.89	34.17	34.28	*	*	*	34.46	0	38.62
16 - 17	34.83	34.92	33.99	34.85	*	*	*	34.65	0	38.42
17 - 18	34.36	33.89	34.3	34.31	*	*	*	34.22	0	37.98
18 - 19	33.66	34.82	34.66	34.5	*	*	*	34.41	0	38.65
19 - 20	34.16	33.68	33.77	34.88	*	*	*	34.12	0	38.5
20 - 21	35.24	34.33	34.48	34.23	*	*	*	34.57	0	38.67
21 - 22	34.47	34.1	34.29	35.14	*	*	*	34.5	0	38.28
22 - 23	35.44	33.72	35.31	36.39	*	*	*	35.22	0	39.22
23 - 24	37.46	35.18	35.92	37.36	*	*	*	36.48	0	40.83

Dec 2020										
Hour	Monday	Tuesday	Wednesday	Thursday	Friday	Saturday	Sunday	Week Day Avg	Weekend Avg	Week Day 85% Avg Speed
0 - 1	35	30.33	34.38	41.57	39.47	34.85	35.75	36.15	35.3	41.4
1 - 2	32.57	34.5	36.5	33.83	39	38.2	36.33	35.28	37.27	38.2
2 - 3	41	35.6	40.11	34.38	39.25	34.8	40.8	38.07	37.8	42.5
3 - 4	34.5	*	*	39	35.83	31.67	34.67	36.44	33.17	38.67
4 - 5	40.88	37	35.8	37	37	30.33	30.75	37.53	30.54	41.4
5 - 6	36.24	36.38	36.88	37.54	35.7	34.71	31.81	36.55	33.26	42.2
6 - 7	36	35.61	35.79	35.06	36.49	36.21	32	35.79	34.11	40.34
7 - 8	33.46	33.86	34.29	34.14	33.66	35.79	32.75	33.88	34.27	37.66
8 - 9	34.57	34.02	35.37	35.18	34.93	36.04	36.05	34.81	36.04	38.98
9 - 10	34.06	34.29	35.15	35.49	35.59	35.36	35.37	34.92	35.37	39.3
10 - 11	34.07	35.92	35.74	35.56	34.05	34.73	35.57	35.07	35.15	39.7
11 - 12	34.46	35	35.65	35.75	35.15	35.07	36.33	35.2	35.7	39.68
12 - 13	34.96	35.58	34.42	35.84	34.84	35.18	35.22	35.13	35.2	39.56
13 - 14	35.09	35.88	34.37	34.99	34.39	35.17	35.71	34.95	35.44	39.14
14 - 15	33.84	34.43	33.77	33.48	33.69	34.96	34.11	33.84	34.53	38
15 - 16	34.48	34.89	34.17	33.9	34.67	34.83	33.55	34.42	34.19	38.42
16 - 17	34.83	34.92	33.99	34.36	34.57	35.1	34.92	34.54	35.01	38.32
17 - 18	34.36	33.89	34.3	34.17	33.65	34.6	34.37	34.08	34.48	37.82
18 - 19	33.66	34.82	34.66	34.5	33.57	33.76	33.45	34.24	33.61	38.3
19 - 20	34.16	33.68	33.77	34.58	33.2	33.23	33.23	33.88	33.23	38.14
20 - 21	35.24	34.33	34.48	34.32	32.97	34.21	33.86	34.27	34.03	38.36
21 - 22	34.47	34.1	34.29	35.77	32.9	33.68	34.78	34.31	34.23	38.22
22 - 23	35.44	33.72	35.31	35.96	35.79	35.61	35.73	35.24	35.67	39.42
23 - 24	37.46	35.18	35.92	36.6	37.47	35.74	34.57	36.53	35.16	41.36

	2020-11-30	to	2020-12-06							
	Monday	Tuesday	Wednesday	Thursday	Friday	Saturday	Sunday	Week	Weekend	Week Day 85%
Hour	2020-11-30	2020-12-01	2020-12-02	2020-12-03	2020-12-04	2020-12-05	2020-12-06	Day Avg	Avg	Avg Speed
0 - 1	*	*	*	*	42	38	40.5	42	39.25	42
1 - 2	*	*	*	*	40	41	42	40	41.5	40
2 - 3	*	*	*	*	47	40	48	47	44	47
3 - 4	*	*	*	*	43	35	40	43	37.5	43
4 - 5	*	*	*	*	43	37	31	43	34	43
5 - 6	*	*	*	*	42	36	36.5	42	36.25	42
6 - 7	*	*	*	*	40.3	42	36	40.3	39	40.3
7 - 8	*	*	*	*	37.3	40	36	37.3	38	37.3
8 - 9	*	*	*	*	38.9	41	40	38.9	40.5	38.9
9 - 10	*	*	*	*	39.7	39.7	39.6	39.7	39.65	39.7
10 - 11	*	*	*	*	37.6	38.8	39.7	37.6	39.25	37.6
11 - 12	*	*	*	*	39.8	38.9	40.3	39.8	39.6	39.8
12 - 13	*	*	*	*	39.4	39.4	40	39.4	39.7	39.4
13 - 14	*	*	*	38	38.7	39.3	39.5	38.35	39.4	38.35
14 - 15	*	*	*	37.1	38.1	39.4	38.8	37.6	39.1	37.6
15 - 16	*	*	*	37.9	38	38.6	37.1	37.95	37.85	37.95
16 - 17	*	*	*	38.4	37.8	39.2	39	38.1	39.1	38.1
17 - 18	*	*	*	37.6	37.5	39.1	38.1	37.55	38.6	37.55
18 - 19	*	*	*	39.1	37.1	38.2	37.9	38.1	38.05	38.1
19 - 20	*	*	*	38.2	37.4	37.8	37.4	37.8	37.6	37.8
20 - 21	*	*	*	38.2	37	39.5	38.8	37.6	39.15	37.6
21 - 22	*	*	*	40.5	36.9	38.6	40	38.7	39.3	38.7
22 - 23	*	*	*	41	40	41.3	40	40.5	40.65	40.5
23 - 24	*	*	*	42	43	41	40	42.5	40.5	42.5

	2020-12-07	to	2020-12-13							
	Monday	Tuesday	Wednesday	Thursday	Friday	Saturday	Sunday	Week	Weekend	Week Day 85%
Hour	2020-12-07	2020-12-08	2020-12-09	2020-12-10	2020-12-11	2020-12-12	2020-12-13	Day Avg	Avg	Avg Speed
0 - 1	38	38	41	45	45	*	*	41.4	0	41.4
1 - 2	37	41	38	35	*	*	*	37.75	0	37.75
2 - 3	44	37	47	39	45.5	*	*	42.5	0	42.5
3 - 4	37	*	*	39	39	*	*	38.33	0	38.33
4 - 5	44	40.5	38.5	40	44	*	*	41.4	0	41.4
5 - 6	43	43	41.3	43	37.5	*	*	41.56	0	41.56
6 - 7	42	39	40	39.7	41.7	*	*	40.48	0	40.48
7 - 8	36.9	37.6	38.2	38.1	37.9	*	*	37.74	0	37.74
8 - 9	38.9	38.5	39.2	39.3	39.1	*	*	39	0	39
9 - 10	38.3	38.6	39.4	40.1	40.4	*	*	39.36	0	39.36
10 - 11	38.8	41.1	40.2	40.5	38.3	*	*	39.78	0	39.78
11 - 12	38.8	40.1	40	40	39.3	*	*	39.64	0	39.64
12 - 13	38.6	40.6	38.8	40.4	*	*	*	39.6	0	39.6
13 - 14	39.2	39.7	38.5	39.9	*	*	*	39.33	0	39.33
14 - 15	38	38.4	37.9	37.9	*	*	*	38.05	0	38.05
15 - 16	38.7	39.2	38	38.6	*	*	*	38.62	0	38.62
16 - 17	38.7	38.8	37.8	38.4	*	*	*	38.42	0	38.42
17 - 18	38.5	37.6	37.7	38.1	*	*	*	37.98	0	37.98
18 - 19	37.7	38.9	38.6	39.4	*	*	*	38.65	0	38.65
19 - 20	38	38.4	38.3	39.3	*	*	*	38.5	0	38.5
20 - 21	39.3	39	38.5	37.9	*	*	*	38.67	0	38.67
21 - 22	38.5	37	38.8	38.8	*	*	*	38.28	0	38.28
22 - 23	39	38.3	40	39.6	*	*	*	39.22	0	39.22
23 - 24	42	40	40.3	41	*	*	*	40.83	0	40.83

Dec 2020										
Hour	Monday	Tuesday	Wednesday	Thursday	Friday	Saturday	Sunday	Week Day Avg	Weekend Avg	Week Day 85% Avg Speed
0 - 1	38	38	41	45	45	38	40.5	41.4	39.25	41.4
1 - 2	37	41	38	35	40	41	42	38.2	41.5	38.2
2 - 3	44	37	47	39	45.5	40	48	42.5	44	42.5
3 - 4	37	*	*	39	40	35	40	38.67	37.5	38.67
4 - 5	44	40.5	38.5	40	44	37	31	41.4	34	41.4
5 - 6	43	43	41.3	43	40.7	36	36.5	42.2	36.25	42.2
6 - 7	42	39	40	39.7	41	42	36	40.34	39	40.34
7 - 8	36.9	37.6	38.2	38.1	37.5	40	36	37.66	38	37.66
8 - 9	38.9	38.5	39.2	39.3	39	41	40	38.98	40.5	38.98
9 - 10	38.3	38.6	39.4	40.1	40.1	39.7	39.6	39.3	39.65	39.3
10 - 11	38.8	41.1	40.2	40.5	37.9	38.8	39.7	39.7	39.25	39.7
11 - 12	38.8	40.1	40	40	39.5	38.9	40.3	39.68	39.6	39.68
12 - 13	38.6	40.6	38.8	40.4	39.4	39.4	40	39.56	39.7	39.56
13 - 14	39.2	39.7	38.5	39.6	38.7	39.3	39.5	39.14	39.4	39.14
14 - 15	38	38.4	37.9	37.6	38.1	39.4	38.8	38	39.1	38
15 - 16	38.7	39.2	38	38.2	38	38.6	37.1	38.42	37.85	38.42
16 - 17	38.7	38.8	37.8	38.5	37.8	39.2	39	38.32	39.1	38.32
17 - 18	38.5	37.6	37.7	37.8	37.5	39.1	38.1	37.82	38.6	37.82
18 - 19	37.7	38.9	38.6	39.2	37.1	38.2	37.9	38.3	38.05	38.3
19 - 20	38	38.4	38.3	38.6	37.4	37.8	37.4	38.14	37.6	38.14
20 - 21	39.3	39	38.5	38	37	39.5	38.8	38.36	39.15	38.36
21 - 22	38.5	37	38.8	39.9	36.9	38.6	40	38.22	39.3	38.22
22 - 23	39	38.3	40	39.8	40	41.3	40	39.42	40.65	39.42
23 - 24	42	40	40.3	41.5	43	41	40	41.36	40.5	41.36

Starting Hour	Count	Average Speed of all Traffic	Violator Counts	Average Speed of Violators
00:00:00	90	36.4	87	37.0
01:00:00	40	35.6	39	35.9
02:00:00	57	38.5	57	38.5
03:00:00	21	34.3	20	35.1
04:00:00	49	36.6	46	37.4
05:00:00	119	35.7	115	36.0
06:00:00	442	35.7	433	36.0
07:00:00	1950	33.9	1903	34.1
08:00:00	1853	34.9	1811	35.2
09:00:00	1543	35.1	1487	35.5
10:00:00	1596	34.9	1550	35.3
11:00:00	1611	35.3	1564	35.7
12:00:00	1574	35.2	1532	35.5
13:00:00	1742	35.1	1703	35.4
14:00:00	2119	33.9	2035	34.4
15:00:00	2080	34.3	2015	34.6
16:00:00	2082	34.6	2042	34.8
17:00:00	2035	34.2	1983	34.5
18:00:00	1578	34.2	1527	34.5
19:00:00	1145	33.8	1082	34.5
20:00:00	764	34.3	723	34.9
21:00:00	570	34.3	543	34.9
22:00:00	279	35.5	270	35.9
23:00:00	150	36.3	146	36.6

Merged Histogram		from Thu-Dec-03-2020-01-00-PM to Fri-Dec-11-2020-11-59-AM																											
Date	Starting Hr:min	<15	15 to <20	20 to <25	25 to <30	30 to <35	35 to <40	40 to <45	45 to <50	50 to <55	55 to <60	60 to <65	65 to <70	70 to <75	75 to <80	80 to <85	85 to <90	90 to <95	95 to >100	Total Counts	85pct Speed	10MPH Pace	% in pace	# of Speeders	% Speeders	VEH_SM	VEH_MED	VEH_LG	
12/3/2020	00:00	*	*	*	*	*	*	*	*	*	*	*	*	*	*	*	*	*	*	*	*	*	*	*	*	*	*	*	*
12/3/2020	01:00	*	*	*	*	*	*	*	*	*	*	*	*	*	*	*	*	*	*	*	*	*	*	*	*	*	*	*	*
12/3/2020	02:00	*	*	*	*	*	*	*	*	*	*	*	*	*	*	*	*	*	*	*	*	*	*	*	*	*	*	*	*
12/3/2020	03:00	*	*	*	*	*	*	*	*	*	*	*	*	*	*	*	*	*	*	*	*	*	*	*	*	*	*	*	*
12/3/2020	04:00	*	*	*	*	*	*	*	*	*	*	*	*	*	*	*	*	*	*	*	*	*	*	*	*	*	*	*	*
12/3/2020	05:00	*	*	*	*	*	*	*	*	*	*	*	*	*	*	*	*	*	*	*	*	*	*	*	*	*	*	*	*
12/3/2020	06:00	*	*	*	*	*	*	*	*	*	*	*	*	*	*	*	*	*	*	*	*	*	*	*	*	*	*	*	*
12/3/2020	07:00	*	*	*	*	*	*	*	*	*	*	*	*	*	*	*	*	*	*	*	*	*	*	*	*	*	*	*	*
12/3/2020	08:00	*	*	*	*	*	*	*	*	*	*	*	*	*	*	*	*	*	*	*	*	*	*	*	*	*	*	*	*
12/3/2020	09:00	*	*	*	*	*	*	*	*	*	*	*	*	*	*	*	*	*	*	*	*	*	*	*	*	*	*	*	*
12/3/2020	10:00	*	*	*	*	*	*	*	*	*	*	*	*	*	*	*	*	*	*	*	*	*	*	*	*	*	*	*	*
12/3/2020	11:00	*	*	*	*	*	*	*	*	*	*	*	*	*	*	*	*	*	*	*	*	*	*	*	*	*	*	*	*
12/3/2020	12:00	*	*	*	*	*	*	*	*	*	*	*	*	*	*	*	*	*	*	*	*	*	*	*	*	*	*	*	*
12/3/2020	13:00	1	0	5	19	29	18	6	0	0	0	0	0	0	0	0	0	0	0	78	38	29 to 39	67.9	72	92.3	5	71	2	
12/3/2020	14:00	0	1	18	64	110	80	16	1	0	0	0	0	0	0	0	0	0	0	290	37.1	27 to 37	75.9	271	93.4	0	277	13	
12/3/2020	15:00	0	2	13	56	108	75	21	1	0	0	0	0	0	0	0	0	0	0	276	37.9	28 to 38	77.5	261	94.6	0	263	13	
12/3/2020	16:00	0	0	11	61	126	113	18	1	0	0	0	0	0	0	0	0	0	0	330	38.4	30 to 40	77.9	319	96.7	0	317	13	
12/3/2020	17:00	1	2	4	39	124	82	10	3	0	0	0	0	0	0	0	0	0	0	265	37.6	28 to 38	83.0	258	97.4	0	258	7	
12/3/2020	18:00	0	2	2	30	88	64	18	0	0	0	0	0	0	0	0	0	0	0	204	39.1	31 to 41	78.4	200	98.0	0	203	1	
12/3/2020	19:00	2	1	0	24	60	56	8	2	0	0	0	0	0	0	0	0	0	0	153	38.2	29 to 39	82.4	150	98.0	0	150	3	
12/3/2020	20:00	0	1	4	13	38	49	3	1	0	0	0	0	0	0	0	0	0	0	109	38.2	30 to 40	83.5	104	95.4	0	105	4	
12/3/2020	21:00	0	0	2	7	12	25	8	2	1	0	0	0	0	0	0	0	0	0	57	40.5	30 to 40	71.9	55	96.5	0	56	1	
12/3/2020	22:00	0	0	1	4	11	9	4	1	0	0	0	0	0	0	0	0	0	0	30	41	32 to 42	80.0	29	96.7	0	30	0	
12/3/2020	23:00	0	0	0	2	5	6	3	0	0	0	0	0	0	0	0	0	0	0	16	42	30 to 40	75.0	16	100.0	0	16	0	
24 Hr Summary		4	9	60	319	711	577	115	12	1	0	0	0	0	0	0	0	0	0	1808	39	29 to 39	75.9	1735	96.0	5	1746	57	

Merged Histogram		from Thu-Dec-03-2020-01-00-PM to Fri-Dec-11-2020-11-59-AM																										
Date	Starting Hr:min	<15	15 to <20	20 to <25	25 to <30	30 to <35	35 to <40	40 to <45	45 to <50	50 to <55	55 to <60	60 to <65	65 to <70	70 to <75	75 to <80	80 to <85	85 to <90	90 to <95	95 to >100	Total Counts	85pct Speed	10MPH Pace	% in pace	# of Speeders	% Speeders	VEH_SM	VEH_MED	VEH_LG
12/4/2020	00:00	0	0	0	0	4	2	2	1	0	0	0	0	0	0	0	0	0	0	9	42	32 to 42	88.9	9	100.0	0	9	0
12/4/2020	01:00	0	0	0	0	0	2	0	0	0	0	0	0	0	0	0	0	0	0	2	40	30 to 40	100.0	2	100.0	0	2	0
12/4/2020	02:00	0	0	0	0	0	2	0	1	0	0	0	0	0	0	0	0	0	0	3	47	26 to 36	66.7	3	100.0	0	3	0
12/4/2020	03:00	0	0	0	0	1	1	1	0	0	0	0	0	0	0	0	0	0	0	3	43	33 to 43	100.0	3	100.0	0	3	0
12/4/2020	04:00	0	0	0	1	0	3	1	1	0	0	0	0	0	0	0	0	0	0	6	43	36 to 46	83.3	6	100.0	0	6	0
12/4/2020	05:00	0	0	0	3	4	7	6	0	0	0	0	0	0	0	0	0	0	0	20	42	34 to 44	80.0	20	100.0	0	20	0
12/4/2020	06:00	0	0	0	13	18	25	8	2	1	0	0	0	0	0	0	0	0	0	67	40.3	29 to 39	73.1	67	100.0	0	61	6
12/4/2020	07:00	1	0	7	59	127	81	9	2	0	0	0	0	0	0	0	0	0	0	286	37.3	28 to 38	80.4	278	97.2	0	277	9
12/4/2020	08:00	0	0	4	52	90	92	23	1	2	0	0	0	0	0	0	0	0	0	264	38.9	30 to 40	76.1	260	98.5	0	252	12
12/4/2020	09:00	0	3	3	18	69	74	23	4	0	0	0	0	0	0	0	0	0	0	194	39.7	31 to 41	79.4	188	96.9	0	185	9
12/4/2020	10:00	1	0	5	22	72	54	9	1	1	0	0	0	0	0	0	0	0	0	165	37.6	28 to 38	81.2	159	96.4	0	157	8
12/4/2020	11:00	0	1	6	25	71	55	24	2	0	0	0	0	0	0	0	0	0	0	184	39.8	30 to 40	74.5	177	96.2	0	175	9
12/4/2020	12:00	0	0	4	27	57	61	18	2	0	0	0	0	0	0	0	0	0	0	169	39.4	28 to 38	75.1	165	97.6	0	155	14
12/4/2020	13:00	0	1	7	27	76	62	17	1	0	0	0	0	0	0	0	0	0	0	191	38.7	29 to 39	77.5	183	95.8	0	179	12
12/4/2020	14:00	0	0	4	50	63	56	12	1	0	0	0	0	0	0	0	0	0	0	186	38.1	28 to 38	76.3	182	97.8	0	170	16
12/4/2020	15:00	0	0	1	27	102	77	12	1	0	0	0	0	0	0	0	0	0	0	220	38	30 to 40	85.0	219	99.5	0	209	11
12/4/2020	16:00	0	0	3	25	89	70	13	1	0	0	0	0	0	0	0	0	0	0	201	37.8	29 to 39	83.6	198	98.5	0	196	5
12/4/2020	17:00	0	0	4	44	105	60	9	0	0	0	0	0	0	0	0	0	0	0	222	37.5	28 to 38	82.0	218	98.2	0	216	6
12/4/2020	18:00	0	0	5	34	88	49	8	0	0	0	0	0	0	0	0	0	0	0	184	37.1	29 to 39	84.2	179	97.3	0	179	5
12/4/2020	19:00	0	1	7	30	64	29	10	1	0	0	0	0	0	0	0	0	0	0	142	37.4	29 to 39	75.4	134	94.4	0	138	4
12/4/2020	20:00	0	0	5	23	31	13	5	1	1	0	0	0	0	0	0	0	0	0	79	37	27 to 37	77.2	74	93.7	0	79	0
12/4/2020	21:00	0	1	3	17	30	24	2	0	0	0	0	0	0	0	0	0	0	0	77	36.9	29 to 39	77.9	73	94.8	0	74	3
12/4/2020	22:00	0	0	1	7	18	22	5	2	0	1	0	0	0	0	0	0	0	0	56	40	31 to 41	76.8	55	98.2	0	56	0
12/4/2020	23:00	0	0	0	5	6	13	4	2	2	0	0	0	0	0	0	0	0	0	32	43	30 to 40	65.6	32	100.0	0	32	0
24 Hr Summary		2	7	69	509	1185	934	221	27	7	1	0	0	0	0	0	0	0	0	2962	39	29 to 39	77.5	2884	97.4	0	2833	129

Date	Starting Hr:min	<15	15 to <20	20 to <25	25 to <30	30 to <35	35 to <40	40 to <45	45 to <50	50 to <55	55 to <60	60 to <65	65 to <70	70 to <75	75 to <80	80 to <85	85 to <90	90 to <95	95 to >100	Total Counts	85pct Speed	10MPH Pace	% in pace	# of Speeders	% Speeders	VEH_SM	VEH_MED	VEH_LG
12/5/2020	00:00	0	0	0	5	10	8	1	2	0	0	0	0	0	0	0	0	0	0	26	38	28 to 38	80.8	26	100.0	0	26	0
12/5/2020	01:00	0	0	0	0	1	2	2	0	0	0	0	0	0	0	0	0	0	0	5	41	34 to 44	100.0	5	100.0	0	5	0
12/5/2020	02:00	0	0	0	2	1	1	1	0	0	0	0	0	0	0	0	0	0	0	5	40	22 to 32	60.0	5	100.0	0	5	0
12/5/2020	03:00	0	1	0	1	3	1	0	0	0	0	0	0	0	0	0	0	0	0	6	35	25 to 35	66.7	5	83.3	0	6	0
12/5/2020	04:00	0	0	0	2	0	1	0	0	0	0	0	0	0	0	0	0	0	0	3	37	27 to 37	100.0	3	100.0	0	3	0
12/5/2020	05:00	0	0	0	0	5	1	1	0	0	0	0	0	0	0	0	0	0	0	7	36	26 to 36	85.7	7	100.0	0	7	0
12/5/2020	06:00	0	0	2	1	6	6	3	1	0	0	0	0	0	0	0	0	0	0	19	42	30 to 40	68.4	17	89.5	0	16	3
12/5/2020	07:00	0	0	3	9	17	23	7	2	0	0	0	0	0	0	0	0	0	0	61	40	30 to 40	70.5	58	95.1	0	58	3
12/5/2020	08:00	0	1	2	6	40	45	17	3	0	0	0	0	0	0	0	0	0	0	114	41	32 to 42	81.6	111	97.4	0	106	8
12/5/2020	09:00	0	0	6	21	49	67	18	3	0	0	0	0	0	0	0	0	0	0	164	39.7	32 to 42	76.2	158	96.3	0	157	7
12/5/2020	10:00	0	0	4	37	83	83	15	3	1	0	0	0	0	0	0	0	0	0	226	38.8	30 to 40	77.4	222	98.2	0	219	7
12/5/2020	11:00	0	0	6	42	62	101	18	3	0	0	0	0	0	0	0	0	0	0	232	38.9	29 to 39	77.6	226	97.4	0	222	10
12/5/2020	12:00	0	1	9	26	94	85	24	6	0	0	0	0	0	0	0	0	0	0	245	39.4	30 to 40	75.9	235	95.9	0	242	3
12/5/2020	13:00	0	0	6	32	72	83	24	2	1	0	0	0	0	0	0	0	0	0	220	39.3	31 to 41	75.9	214	97.3	0	215	5
12/5/2020	14:00	0	1	8	30	88	73	19	6	0	0	0	0	0	0	0	0	0	0	225	39.4	30 to 40	75.1	216	96.0	0	215	10
12/5/2020	15:00	0	2	5	23	82	75	16	2	0	0	0	0	0	0	0	0	0	0	205	38.6	30 to 40	79.0	198	96.6	0	200	5
12/5/2020	16:00	0	1	6	20	78	73	21	2	0	0	0	0	0	0	0	0	0	0	201	39.2	31 to 41	80.1	194	96.5	0	194	7
12/5/2020	17:00	0	0	6	27	74	60	20	2	0	0	0	0	0	0	0	0	0	0	189	39.1	29 to 39	75.7	183	96.8	0	181	8
12/5/2020	18:00	0	3	10	31	68	59	10	5	0	0	0	0	0	0	0	0	0	0	186	38.2	29 to 39	74.2	173	93.0	0	183	3
12/5/2020	19:00	0	1	15	24	70	43	10	0	0	0	0	0	0	0	0	0	0	0	163	37.8	30 to 40	73.0	147	90.2	1	161	1
12/5/2020	20:00	0	0	8	21	45	28	14	3	0	0	0	0	0	0	0	0	0	0	119	39.5	29 to 39	70.6	111	93.3	0	115	4
12/5/2020	21:00	0	2	6	27	41	37	6	1	2	0	0	0	0	0	0	0	0	0	122	38.6	30 to 40	68.9	114	93.4	0	122	0
12/5/2020	22:00	0	0	3	6	17	12	8	3	0	0	0	0	0	0	0	0	0	0	49	41.3	30 to 40	67.3	46	93.9	0	47	2
12/5/2020	23:00	0	0	1	6	9	9	4	2	0	0	0	0	0	0	0	0	0	0	31	41	30 to 40	64.5	30	96.8	0	31	0
24 Hr Summary		0	13	106	399	1015	976	259	51	4	0	0	0	0	0	0	0	0	0	2823	40	30 to 40	74.7	2704	95.8	1	2736	86

Date	Starting Hr:min	<15	15 to <20	20 to <25	25 to <30	30 to <35	35 to <40	40 to <45	45 to <50	50 to <55	55 to <60	60 to <65	65 to <70	70 to <75	75 to <80	80 to <85	85 to <90	90 to <95	95 to >100	Total Counts	85pct Speed	10MPH Pace	% in pace	# of Speeders	% Speeders	VEH_SM	VEH_MED	VEH_LG
12/6/2020	00:00	0	1	0	1	7	7	3	1	0	0	0	0	0	0	0	0	0	0	20	40.5	31 to 41	80.0	19	95.0	0	20	0
12/6/2020	01:00	0	0	0	1	4	4	3	0	0	0	0	0	0	0	0	0	0	0	12	42	32 to 42	75.0	12	100.0	0	12	0
12/6/2020	02:00	0	0	0	0	2	7	3	2	1	0	0	0	0	0	0	0	0	0	15	48	31 to 41	66.7	15	100.0	0	15	0
12/6/2020	03:00	0	0	0	1	3	1	1	0	0	0	0	0	0	0	0	0	0	0	6	40	25 to 35	66.7	6	100.0	0	6	0
12/6/2020	04:00	0	0	1	1	1	1	1	0	0	0	0	0	0	0	0	0	0	0	5	31	21 to 31	60.0	4	80.0	0	5	0
12/6/2020	05:00	0	0	2	3	7	3	0	0	0	0	0	0	0	0	0	0	0	0	15	36.5	25 to 35	80.0	13	86.7	0	15	0
12/6/2020	06:00	0	0	3	4	8	4	2	0	0	0	0	0	0	0	0	0	0	0	21	36	26 to 36	71.4	18	85.7	0	21	0
12/6/2020	07:00	0	0	2	6	16	7	1	0	0	0	0	0	0	0	0	0	0	0	32	36	27 to 37	84.4	30	93.8	0	32	0
12/6/2020	08:00	0	0	0	9	16	22	7	1	0	0	0	0	0	0	0	0	0	0	55	40	30 to 40	76.4	55	100.0	0	53	2
12/6/2020	09:00	0	0	6	4	42	39	13	1	0	0	0	0	0	0	0	0	0	0	105	39.6	31 to 41	81.0	99	94.3	0	98	7
12/6/2020	10:00	0	0	3	23	44	60	17	2	0	0	0	0	0	0	0	0	0	0	149	39.7	31 to 41	75.2	146	98.0	0	147	2
12/6/2020	11:00	0	0	2	13	47	67	23	2	1	0	0	0	0	0	0	0	0	0	155	40.3	32 to 42	82.6	153	98.7	0	153	2
12/6/2020	12:00	0	1	1	36	59	70	28	2	0	0	0	0	0	0	0	0	0	0	197	40	29 to 39	73.1	195	99.0	0	196	1
12/6/2020	13:00	0	1	1	18	70	83	23	1	0	0	1	0	0	0	0	0	0	0	198	39.5	31 to 41	81.3	196	99.0	0	193	5
12/6/2020	14:00	0	1	10	49	99	84	28	0	0	0	0	0	0	0	0	0	0	0	271	38.8	29 to 39	74.2	260	95.9	0	269	2
12/6/2020	15:00	0	0	9	54	121	76	13	1	0	0	0	0	0	0	0	0	0	0	274	37.1	28 to 38	82.5	265	96.7	0	271	3
12/6/2020	16:00	0	0	4	31	94	83	16	4	0	0	0	0	0	0	0	0	0	0	232	39	30 to 40	80.6	228	98.3	0	230	2
12/6/2020	17:00	0	1	8	28	105	67	11	3	0	1	0	0	0	0	0	0	0	0	224	38.1	30 to 40	82.1	215	96.0	0	220	4
12/6/2020	18:00	0	1	6	41	67	40	11	1	1	0	0	0	0	0	0	0	0	0	168	37.9	28 to 38	74.4	161	95.8	0	165	3
12/6/2020	19:00	0	4	6	16	40	36	5	0	0	0	0	0	0	0	0	0	0	0	107	37.4	30 to 40	74.8	97	90.7	0	106	1
12/6/2020	20:00	0	1	6	8	26	24	4	0	0	0	0	0	0	0	0	0	0	0	69	38.8	30 to 40	78.3	62	89.9	0	69	0
12/6/2020	21:00	0	0	2	9	25	13	8	1	0	0	0	0	0	0	0	0	0	0	58	40	31 to 41	74.1	56	96.6	0	58	0
12/6/2020	22:00	0	0	0	2	10	7	3	0	0	0	0	0	0	0	0	0	0	0	22	40	28 to 38	81.8	22	100.0	0	22	0
12/6/2020	23:00	0	0	1	5	1	5	2	0	0	0	0	0	0	0	0	0	0	0	14	40	30 to 40	57.1	13	92.9	0	13	1
24 Hr Summary		0	11	73	363	914	810	226	22	3	1	1	0	0	0	0	0	0	0	2424	40	30 to 40	76.4	2340	96.5	0	2389	35

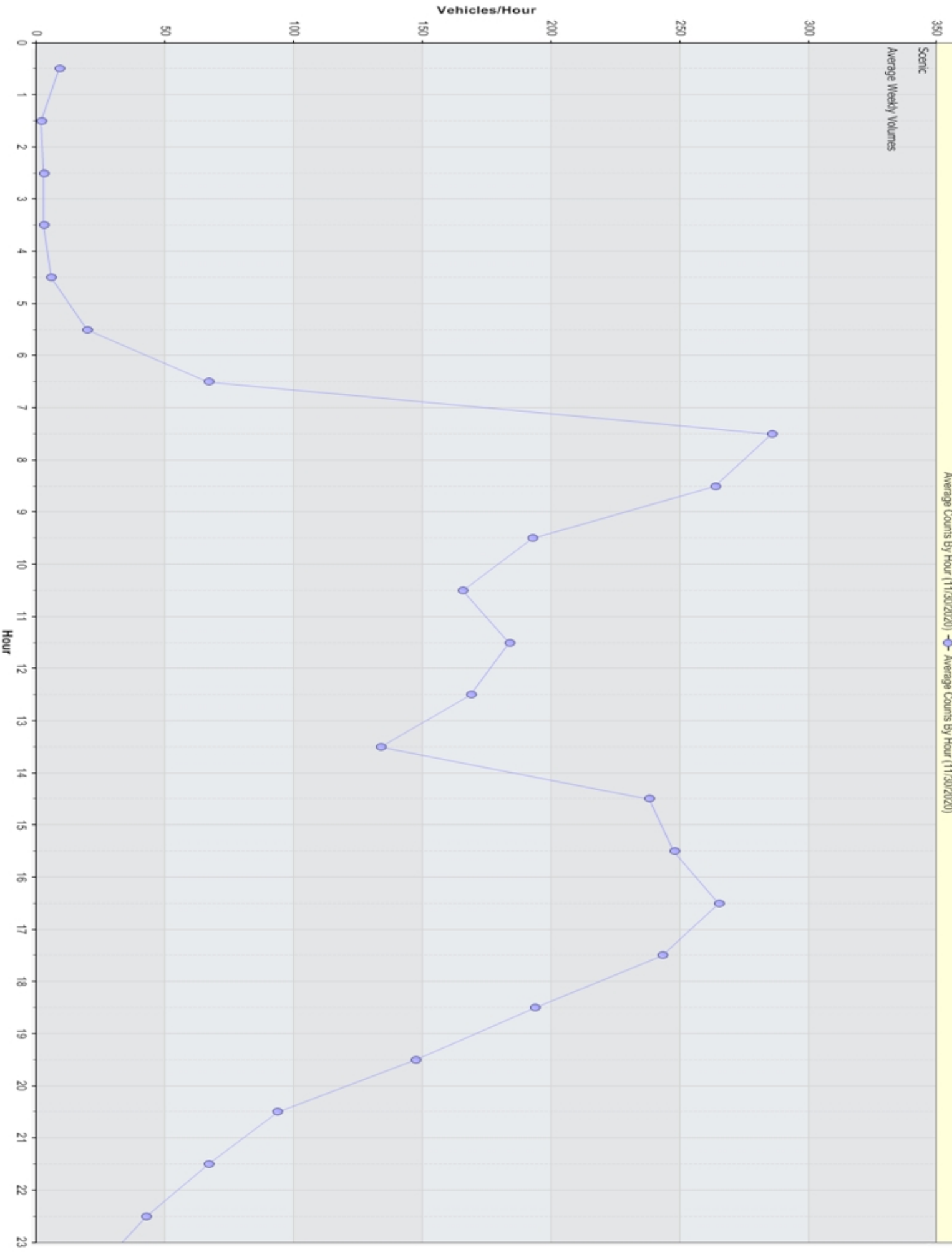
Date	Starting Hr:min	<15	15 to <20	20 to <25	25 to <30	30 to <35	35 to <40	40 to <45	45 to <50	50 to <55	55 to <60	60 to <65	65 to <70	70 to <75	75 to <80	80 to <85	85 to <90	90 to <95	95 to >100	Total Counts	85pct Speed	10MPH Pace	% in pace	# of Speeders	% Speeders	VEH_SM	VEH_MED	VEH_LG
12/7/2020	00:00	0	0	0	1	2	3	1	0	0	0	0	0	0	0	0	0	0	0	7	38	28 to 38	71.4	7	100.0	0	7	0
12/7/2020	01:00	0	0	0	3	1	3	0	0	0	0	0	0	0	0	0	0	0	0	7	37	27 to 37	71.4	7	100.0	0	7	0
12/7/2020	02:00	0	0	0	0	0	1	2	0	0	0	0	0	0	0	0	0	0	0	3	44	34 to 44	100.0	3	100.0	0	3	0
12/7/2020	03:00	0	0	0	0	1	1	0	0	0	0	0	0	0	0	0	0	0	0	2	37	27 to 37	100.0	2	100.0	0	2	0
12/7/2020	04:00	0	0	0	0	0	5	2	1	0	0	0	0	0	0	0	0	0	0	8	44	37 to 47	100.0	8	100.0	0	8	0
12/7/2020	05:00	0	0	0	5	3	4	4	1	0	0	0	0	0	0	0	0	0	0	17	43	27 to 37	58.8	17	100.0	0	17	0
12/7/2020	06:00	0	0	1	9	28	15	13	3	0	0	0	0	0	0	0	0	0	0	69	42	30 to 40	69.6	68	98.6	0	62	7
12/7/2020	07:00	0	0	6	68	149	83	12	2	0	0	0	0	0	0	0	0	0	0	320	36.9	28 to 38	85.3	314	98.1	0	310	10
12/7/2020	08:00	0	1	7	34	120	89	20	3	0	0	0	0	0	0	0	0	0	0	274	38.9	30 to 40	80.3	266	97.1	0	261	13
12/7/2020	09:00	0	0	12	34	93	79	13	0	1	0	0	0	0	0	0	0	0	0	232	38.3	30 to 40	78.4	220	94.8	0	214	18
12/7/2020	10:00	0	2	10	29	97	56	23	2	0	0	0	0	0	0	0	0	0	0	219	38.8	28 to 38	75.3	207	94.5	0	201	18
12/7/2020	11:00	0	2	5	29	85	68	13	5	0	0	0	0	0	0	0	0	0	0	207	38.8	31 to 41	76.8	200	96.6	0	194	13
12/7/2020	12:00	0	0	6	27	91	94	19	1	0	0	0	0	0	0	0	0	0	0	238	38.6	30 to 40	81.5	232	97.5	1	220	17
12/7/2020	13:00	0	3	2	28	92	96	16	4	0	0	0	0	0	0	0	0	0	0	241	39.2	31 to 41	82.2	236	97.9	0	225	16
12/7/2020	14:00	0	2	6	56	115	78	15	2	1	0	0	0	0	0	0	0	0	0	275	38	29 to 39	79.3	267	97.1	0	259	16
12/7/2020	15:00	0	0	10	40	99	87	25	2	0	0	0	0	0	0	0	0	0	0	263	38.7	29 to 39	77.2	253	96.2	1	245	17
12/7/2020	16:00	0	1	3	43	105	105	22	1	2	0	0	0	0	0	0	0	0	0	282	38.7	29 to 39	78.7	278	98.6	0	266	16
12/7/2020	17:00	0	1	5	36	117	81	23	0	0	0	0	0	0	0	0	0	0	0	263	38.5	31 to 41	80.2	257	97.7	0	258	5
12/7/2020	18:00	0	0	9	40	83	48	14	3	0	0	0	0	0	0	0	0	0	0	197	37.7	28 to 38	78.7	188	95.4	0	191	6
12/7/2020	19:00	0	0	3	24	58	39	7	3	0	0	0	0	0	0	0	0	0	0	134	38	28 to 38	80.6	131	97.8	0	131	3
12/7/2020	20:00	0	0	3	6	42	28	11	1	0	0	0	0	0	0	0	0	0	0	91	39.3	32 to 42	80.2	88	96.7	0	91	0
12/7/2020	21:00	0	0	3	13	27	30	5	0	0	0	0	0	0	0	0	0	0	0	78	38.5	30 to 40	82.1	75	96.2	0	77	1
12/7/2020	22:00	0	0	0	2	6	9	1	0	0	0	0	0	0	0	0	0	0	0	18	39	30 to 40	88.9	18	100.0	0	18	0
12/7/2020	23:00	0	0	0	3	2	3	3	2	0	0	0	0	0	0	0	0	0	0	13	42	32 to 42	61.5	13	100.0	0	12	1
24 Hr Summary		0	12	91	530	1416	1105	264	36	4	0	0	0	0	0	0	0	0	0	3458	39	30 to 40	77.7	3355	97.0	2	3279	177

Date	Starting Hr:min	<15	15 to <20	20 to <25	25 to <30	30 to <35	35 to <40	40 to <45	45 to <50	50 to <55	55 to <60	60 to <65	65 to <70	70 to <75	75 to <80	80 to <85	85 to <90	90 to <95	95 to >100	Total Counts	85pct Speed	10MPH Pace	% in pace	# of Speeders	% Speeders	VEH_SM	VEH_MED	VEH_LG	
12/8/2020	00:00	0	1	0	0	0	2	0	0	0	0	0	0	0	0	0	0	0	0	3	38	28 to 38	66.7	2	66.7	0	3	0	
12/8/2020	01:00	0	0	0	1	0	0	1	0	0	0	0	0	0	0	0	0	0	0	2	41	18 to 28	50.0	2	100.0	0	2	0	
12/8/2020	02:00	0	0	0	0	3	1	1	0	0	0	0	0	0	0	0	0	0	0	5	37	27 to 37	80.0	5	100.0	0	4	1	
12/8/2020	03:00	*	*	*	*	*	*	*	*	*	*	*	*	*	*	*	*	*	*	*	*	*	*	*	*	*	*	*	*
12/8/2020	04:00	0	0	0	1	1	3	2	0	0	0	0	0	0	0	0	0	0	0	7	40.5	31 to 41	85.7	7	100.0	0	6	1	
12/8/2020	05:00	0	0	0	2	7	1	4	2	0	0	0	0	0	0	0	0	0	0	16	43	31 to 41	62.5	16	100.0	0	13	3	
12/8/2020	06:00	0	1	0	8	29	27	10	2	0	0	0	0	0	0	0	0	0	0	77	39	29 to 39	79.2	76	98.7	0	70	7	
12/8/2020	07:00	0	0	9	56	141	89	8	5	1	0	0	0	0	0	0	0	0	0	309	37.6	29 to 39	82.8	300	97.1	0	302	7	
12/8/2020	08:00	0	1	6	58	139	77	20	1	2	0	1	0	0	0	0	0	0	0	305	38.5	29 to 39	77.0	298	97.7	0	277	28	
12/8/2020	09:00	1	2	9	32	83	66	19	2	1	0	0	0	0	0	0	0	0	0	215	38.6	28 to 38	74.0	203	94.4	0	197	18	
12/8/2020	10:00	0	0	3	21	61	60	31	3	0	0	0	0	0	0	0	0	0	0	179	41.1	30 to 40	74.3	176	98.3	1	165	13	
12/8/2020	11:00	0	1	8	33	63	76	31	2	0	0	0	0	0	0	0	0	0	0	214	40.1	28 to 38	73.4	205	95.8	0	199	15	
12/8/2020	12:00	0	1	7	32	71	90	40	4	0	0	0	0	0	0	0	0	0	0	245	40.6	32 to 42	70.6	237	96.7	0	232	13	
12/8/2020	13:00	0	0	1	28	88	108	31	4	0	0	0	0	0	0	0	0	0	0	260	39.7	31 to 41	80.0	259	99.6	0	250	10	
12/8/2020	14:00	0	1	5	46	105	80	21	6	0	0	0	0	0	0	0	0	0	0	264	38.4	29 to 39	76.5	258	97.7	0	246	18	
12/8/2020	15:00	0	2	3	37	124	92	33	1	1	0	0	0	0	0	0	0	0	0	293	39.2	29 to 39	77.8	288	98.3	0	283	10	
12/8/2020	16:00	0	0	1	29	110	97	18	2	0	0	0	0	0	0	0	0	0	0	257	38.8	30 to 40	84.8	256	99.6	0	250	7	
12/8/2020	17:00	1	2	4	44	121	79	13	0	0	0	0	0	0	0	0	0	0	0	264	37.6	29 to 39	83.3	257	97.3	0	260	4	
12/8/2020	18:00	0	0	2	28	86	63	18	3	0	0	0	0	0	0	0	0	0	0	200	38.9	31 to 41	79.0	198	99.0	0	193	7	
12/8/2020	19:00	0	0	8	26	51	43	7	1	0	0	0	0	0	0	0	0	0	0	136	38.4	29 to 39	77.9	128	94.1	0	133	3	
12/8/2020	20:00	0	0	5	18	44	38	9	1	0	0	0	0	0	0	0	0	0	0	115	39	30 to 40	78.3	110	95.7	0	113	2	
12/8/2020	21:00	0	0	1	10	13	14	3	0	0	0	0	0	0	0	0	0	0	0	41	37	28 to 38	85.4	40	97.6	0	41	0	
12/8/2020	22:00	0	0	1	6	9	7	2	0	0	0	0	0	0	0	0	0	0	0	25	38.3	29 to 39	80.0	24	96.0	0	25	0	
12/8/2020	23:00	0	0	1	3	5	5	2	1	0	0	0	0	0	0	0	0	0	0	17	40	31 to 41	70.6	16	94.1	0	16	1	
24 Hr Summary		2	12	74	519	1354	1118	324	40	5	0	1	0	0	0	0	0	0	0	3449	39	29 to 39	76.7	3361	97.4	1	3280	168	

Date	Starting Hr:min	<15	15 to <20	20 to <25	25 to <30	30 to <35	35 to <40	40 to <45	45 to <50	50 to <55	55 to <60	60 to <65	65 to <70	70 to <75	75 to <80	80 to <85	85 to <90	90 to <95	95 to >100	Total Counts	85pct Speed	10MPH Pace	% in pace	# of Speeders	% Speeders	VEH_SM	VEH_MED	VEH_LG	
12/9/2020	00:00	0	1	0	1	1	3	2	0	0	0	0	0	0	0	0	0	0	0	8	41	33 to 43	75.0	7	87.5	0	8	0	
12/9/2020	01:00	0	0	0	0	2	3	1	0	0	0	0	0	0	0	0	0	0	0	6	38	28 to 38	83.3	6	100.0	0	6	0	
12/9/2020	02:00	0	0	0	0	4	1	2	1	0	1	0	0	0	0	0	0	0	0	9	47	27 to 37	55.6	9	100.0	0	6	3	
12/9/2020	03:00	*	*	*	*	*	*	*	*	*	*	*	*	*	*	*	*	*	*	*	*	*	*	*	*	*	*	*	*
12/9/2020	04:00	0	0	0	1	1	3	0	0	0	0	0	0	0	0	0	0	0	0	5	38.5	29 to 39	100.0	5	100.0	0	5	0	
12/9/2020	05:00	0	0	1	2	2	6	6	0	0	0	0	0	0	0	0	0	0	0	17	41.3	32 to 42	76.5	16	94.1	0	16	1	
12/9/2020	06:00	0	1	0	9	18	25	7	2	0	0	0	0	0	0	0	0	0	0	62	40	31 to 41	72.6	61	98.4	0	60	2	
12/9/2020	07:00	0	0	10	50	131	107	18	4	0	0	0	0	0	0	0	0	0	0	320	38.2	29 to 39	79.1	310	96.9	0	308	12	
12/9/2020	08:00	0	0	4	27	108	106	25	3	0	0	0	0	0	0	0	0	0	0	273	39.2	31 to 41	83.2	269	98.5	0	258	15	
12/9/2020	09:00	0	4	3	20	82	80	22	3	0	0	0	0	0	0	0	0	0	0	214	39.4	31 to 41	78.5	207	96.7	0	200	14	
12/9/2020	10:00	0	0	3	22	84	79	34	2	0	0	0	0	0	0	0	0	0	0	224	40.2	31 to 41	78.6	221	98.7	0	212	12	
12/9/2020	11:00	0	1	4	20	77	82	31	2	0	0	0	0	0	0	0	0	0	0	217	40	31 to 41	78.8	212	97.7	0	203	14	
12/9/2020	12:00	0	0	10	32	92	81	21	1	0	0	0	0	0	0	0	0	0	0	237	38.8	31 to 41	77.2	227	95.8	0	226	11	
12/9/2020	13:00	0	0	6	37	113	82	21	1	0	0	0	0	0	0	0	0	0	0	260	38.5	30 to 40	79.6	254	97.7	0	242	18	
12/9/2020	14:00	0	0	10	62	126	95	15	1	0	0	0	0	0	0	0	0	0	0	309	37.9	29 to 39	79.3	299	96.8	0	290	19	
12/9/2020	15:00	0	0	9	47	117	98	20	1	0	0	0	0	0	0	0	0	0	0	292	38	29 to 39	79.5	283	96.9	0	286	6	
12/9/2020	16:00	0	0	7	56	134	92	18	1	0	0	0	0	0	0	0	0	0	0	308	37.8	28 to 38	81.5	301	97.7	0	295	13	
12/9/2020	17:00	0	1	6	46	128	103	12	2	0	1	0	0	0	0	0	0	0	0	299	37.7	29 to 39	82.3	292	97.7	0	291	8	
12/9/2020	18:00	0	0	4	33	86	64	16	2	1	0	0	0	0	0	0	0	0	0	206	38.6	29 to 39	80.6	202	98.1	0	200	6	
12/9/2020	19:00	0	1	10	33	61	38	16	0	1	0	0	0	0	0	0	0	0	0	160	38.3	28 to 38	74.4	149	93.1	0	155	5	
12/9/2020	20:00	0	1	4	15	35	31	10	1	1	0	0	0	0	0	0	0	0	0	98	38.5	29 to 39	73.5	93	94.9	0	98	0	
12/9/2020	21:00	0	1	4	8	31	20	7	1	0	0	0	0	0	0	0	0	0	0	72	38.8	31 to 41	76.4	67	93.1	0	72	0	
12/9/2020	22:00	0	0	1	5	11	13	5	0	0	0	0	0	0	0	0	0	0	0	35	40	30 to 40	74.3	34	97.1	0	35	0	
12/9/2020	23:00	0	0	0	2	2	6	3	0	0	0	0	0	0	0	0	0	0	0	13	40.3	31 to 41	84.6	13	100.0	0	13	0	
24 Hr Summary		0	11	96	528	1446	1218	312	28	3	2	0	0	0	0	0	0	0	0	3644	39	30 to 40	77.4	3537	97.1	0	3485	159	

Merged Histogram		from Thu-Dec-03-2020-01-00-PM to Fri-Dec-11-2020-11-59-AM																										
Date	Starting Hr:min	<15	15 to <20	20 to <25	25 to <30	30 to <35	35 to <40	40 to <45	45 to <50	50 to <55	55 to <60	60 to <65	65 to <70	70 to <75	75 to <80	80 to <85	85 to <90	90 to <95	95 to >100	Total Counts	85pct Speed	10MPH Pace	% in pace	# of Speeders	% Speeders	VEH_SM	VEH_MED	VEH_LG
12/10/2020	00:00	0	0	0	0	1	2	3	1	0	0	0	0	0	0	0	0	0	0	7	45	38 to 48	85.7	7	100.0	0	7	0
12/10/2020	01:00	0	0	1	0	4	0	1	0	0	0	0	0	0	0	0	0	0	0	6	35	25 to 35	83.3	5	83.3	0	6	0
12/10/2020	02:00	0	0	0	2	3	2	1	0	0	0	0	0	0	0	0	0	0	0	8	39	26 to 36	75.0	8	100.0	0	8	0
12/10/2020	03:00	0	0	0	0	0	1	0	0	0	0	0	0	0	0	0	0	0	0	1	39	29 to 39	100.0	1	100.0	0	1	0
12/10/2020	04:00	0	0	0	2	0	5	0	1	0	0	0	0	0	0	0	0	0	0	8	40	29 to 39	75.0	8	100.0	0	7	1
12/10/2020	05:00	0	0	0	2	3	1	7	0	0	0	0	0	0	0	0	0	0	0	13	43	35 to 45	69.2	13	100.0	0	11	2
12/10/2020	06:00	0	0	1	12	23	23	7	2	0	0	0	0	0	0	0	0	0	0	68	39.7	30 to 40	76.5	67	98.5	0	65	3
12/10/2020	07:00	0	0	4	54	147	84	25	0	0	0	0	0	0	0	0	0	0	0	314	38.1	29 to 39	81.5	310	98.7	0	302	12
12/10/2020	08:00	0	2	6	29	97	106	24	3	1	0	0	0	0	0	0	0	0	0	268	39.3	30 to 40	79.5	260	97.0	0	258	10
12/10/2020	09:00	0	2	2	20	82	68	29	2	1	0	0	0	0	0	0	0	0	0	206	40.1	31 to 41	77.7	202	98.1	0	194	12
12/10/2020	10:00	0	1	8	22	68	64	34	2	0	0	0	0	0	0	0	0	0	0	199	40.5	30 to 40	72.4	190	95.5	0	187	12
12/10/2020	11:00	0	0	8	27	68	92	27	6	1	0	0	0	0	0	0	0	0	0	229	40	30 to 40	74.7	221	96.5	0	218	11
12/10/2020	12:00	0	0	2	36	81	82	40	2	0	0	0	0	0	0	0	0	0	0	243	40.4	31 to 41	73.7	241	99.2	0	229	14
12/10/2020	13:00	0	1	4	42	93	113	39	3	0	0	0	0	0	0	0	0	0	0	295	39.9	30 to 40	76.6	290	98.3	0	280	15
12/10/2020	14:00	0	4	13	50	109	99	23	1	0	0	0	0	0	0	0	0	0	0	299	37.9	28 to 38	76.9	282	94.3	0	288	11
12/10/2020	15:00	0	0	9	41	102	79	26	0	0	0	0	0	0	0	0	0	0	0	257	38.6	28 to 38	73.2	248	96.5	0	239	18
12/10/2020	16:00	1	0	2	32	121	94	19	2	0	0	0	0	0	0	0	0	0	0	271	38.4	30 to 40	81.9	268	98.9	0	265	6
12/10/2020	17:00	0	2	4	49	127	110	15	0	1	0	0	0	0	0	0	0	0	0	308	38.1	29 to 39	83.8	302	98.1	0	290	18
12/10/2020	18:00	0	1	6	39	92	68	25	1	1	0	0	0	0	0	0	0	0	0	233	39.4	29 to 39	73.4	226	97.0	0	227	6
12/10/2020	19:00	0	0	4	21	59	50	14	1	1	0	0	0	0	0	0	0	0	0	150	39.3	30 to 40	77.3	146	97.3	0	146	4
12/10/2020	20:00	0	0	3	15	25	39	2	0	0	0	0	0	0	0	0	0	0	0	84	37.9	30 to 40	82.1	81	96.4	0	82	2
12/10/2020	21:00	0	0	2	3	27	27	6	0	0	0	0	0	0	0	0	0	0	0	65	38.8	31 to 41	90.8	63	96.9	0	64	1
12/10/2020	22:00	0	0	2	5	13	19	4	0	0	0	0	1	0	0	0	0	0	0	44	39.6	30 to 40	77.3	42	95.5	0	44	0
12/10/2020	23:00	0	0	1	0	1	9	3	0	0	0	0	0	0	0	0	0	0	0	14	41	35 to 45	85.7	13	92.9	0	13	1
24 Hr Summary		1	13	82	503	1346	1237	374	27	6	0	0	1	0	0	0	0	0	0	3590	40	30 to 40	76.5	3494	97.3	0	3431	159

Date	Starting Hr:min	<15	15 to <20	20 to <25	25 to <30	30 to <35	35 to <40	40 to <45	45 to <50	50 to <55	55 to <60	60 to <65	65 to <70	70 to <75	75 to <80	80 to <85	85 to <90	90 to <95	95 to >100	Total Counts	85pct Speed	10MPH Pace	% in pace	# of Speeders	% Speeders	VEH_SM	VEH_MED	VEH_LG
12/11/2020	00:00	0	0	0	1	1	3	3	2	0	0	0	0	0	0	0	0	0	0	10	45	38 to 48	80.0	10	100.0	0	10	0
12/11/2020	01:00	*	*	*	*	*	*	*	*	*	*	*	*	*	*	*	*	*	*	*	*	*	*	*	*	*	*	*
12/11/2020	02:00	0	0	0	0	3	3	1	2	0	0	0	0	0	0	0	0	0	0	9	45.5	32 to 42	77.8	9	100.0	0	9	0
12/11/2020	03:00	0	0	0	1	1	1	0	0	0	0	0	0	0	0	0	0	0	0	3	39	22 to 32	66.7	3	100.0	0	3	0
12/11/2020	04:00	0	0	2	0	1	2	3	0	0	0	0	0	0	0	0	0	0	0	8	44	35 to 45	62.5	6	75.0	0	7	1
12/11/2020	05:00	0	0	1	2	4	5	1	0	0	0	0	0	0	0	0	0	0	0	13	37.5	28 to 38	76.9	12	92.3	0	13	0
12/11/2020	06:00	0	0	0	4	20	18	13	4	0	0	0	0	0	0	0	0	0	0	59	41.7	32 to 42	76.3	59	100.0	0	58	1
12/11/2020	07:00	0	0	5	63	134	82	22	2	0	0	0	0	0	0	0	0	0	0	308	37.9	28 to 38	79.5	303	98.4	0	295	13
12/11/2020	08:00	1	0	7	32	124	104	29	2	1	0	0	0	0	0	0	0	0	0	300	39.1	30 to 40	80.0	292	97.3	0	285	15
12/11/2020	09:00	0	0	3	20	84	70	31	6	0	0	0	0	0	0	0	0	0	0	214	40.4	31 to 41	77.6	211	98.6	1	193	20
12/11/2020	10:00	0	1	5	56	77	73	18	4	1	0	0	0	0	0	0	0	0	0	235	38.3	28 to 38	72.3	229	97.4	1	215	19
12/11/2020	11:00	0	0	3	17	63	69	15	5	0	0	0	0	0	0	0	0	0	0	172	39.3	31 to 41	79.1	169	98.3	0	160	12
24 Hr Summary		1	1	26	196	512	430	136	27	2	0	0	0	0	0	0	0	0	0	1331	40	30 to 40	76.5	1303	97.9	2	1248	81



Merged: Average Hourly WEEKDAY Speeds for Week of 11/30/2020

45

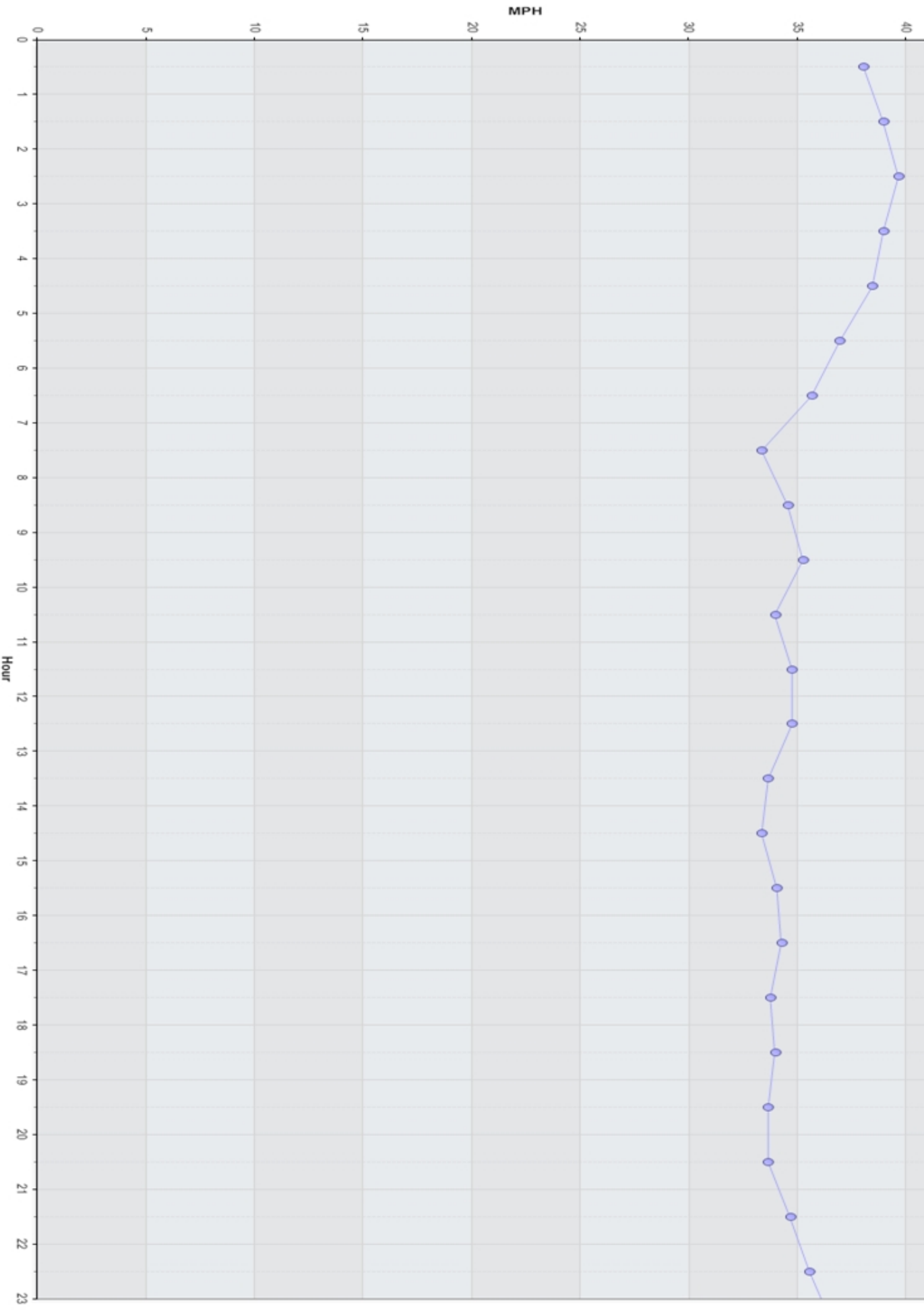
Scenic

Average Weekly Speeds

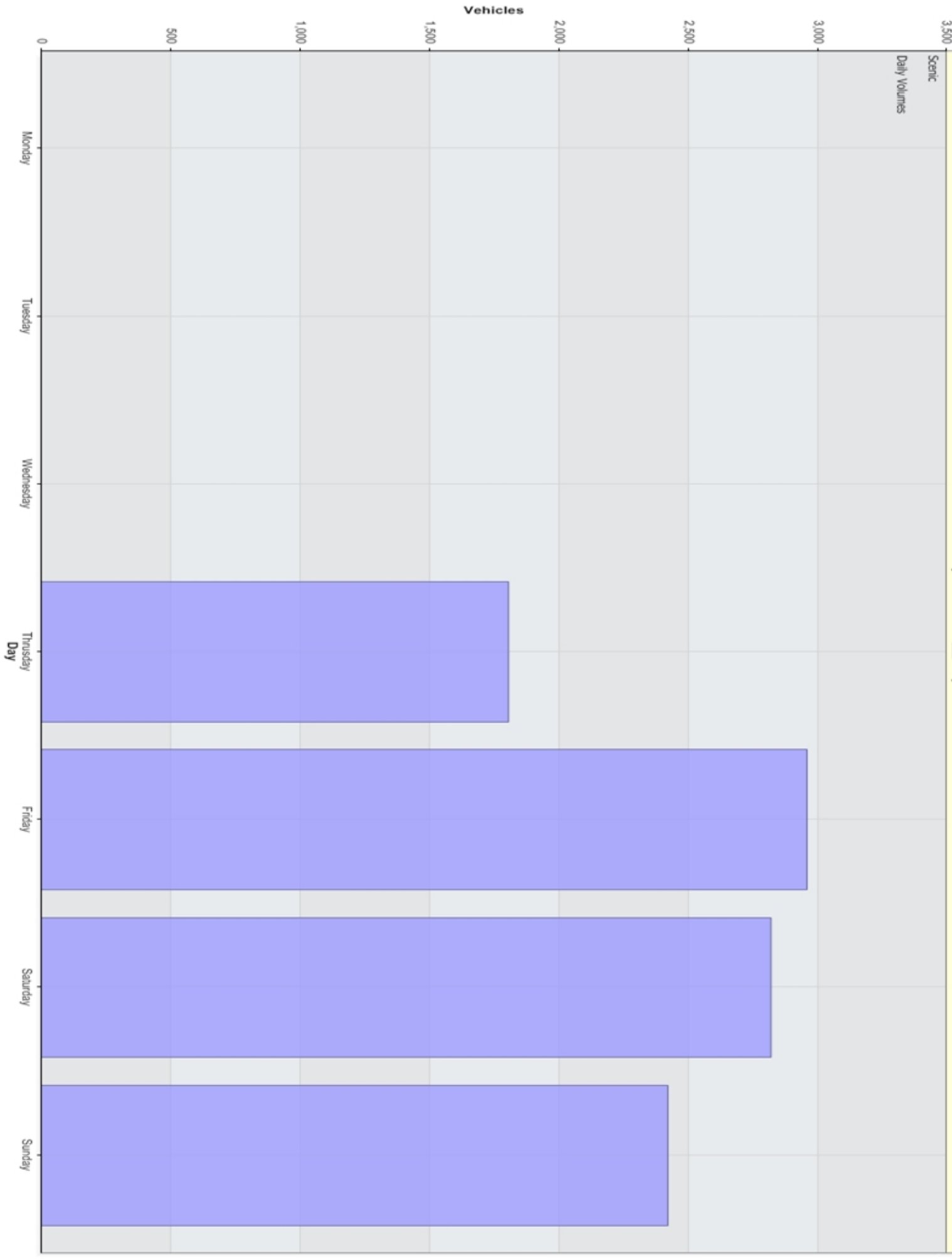
Average Hourly WEEKDAY Speeds By Hour (11/30/2020)

—●—

Average Hourly WEEKDAY Speeds By Hour (11/30/2020)



Merged: Daily Volume for Week of 11/30/2020
Daily Vehicle Counts



TRAFFIC ANALYSIS REPORT

For Project: Southgate
 Project Notes:
 Location/Name: Merged
 Report Generated: 12/11/2020 12:21
 Speed Intervals 1 MPH
 Time Intervals Instant
 Traffic Report From 12/03/2020 13:00:00 through 12/11/2020 11:59:59
 85th Percentile Speed 37 MPH
 85th Percentile Vehicles 11090
 Max Speed 70 MPH on 12/09/2020 02:33:36
 Total Vehicles 13048
 AADT: 1639

Volumes - weekly counts

Time	5 Day	7 Day
Average Daily	1496	1524
AM Peak 08:00	139	112
PM Peak 05:00	162	153

Speed

Speed Limit: 25
 85th Percentile Speed: 37
 Average Speed: 31.26

	Monday	Tuesday	Wednesday	Thursday	Friday	Saturday	Sunday
Count over limit	1379	1392	1516	2118	1790	1455	1406
% over limit	82.7	83.5	85.4	81.7	83.1	90.8	88.5
Avg Speeder	32.8	33.0	33.0	33.0	33.1	33.3	33.0

Class Counts

	Number	%
VEH_SM	62	0.5
VEH_MED	12585	96.5
VEH_LG	401	3.1

[VEH_SM=motorcycle, VEH_MED = sedan, VEH_LG = truck]

Hour	2020-11-30	to	2020-12-06	Thrusday	Friday	Saturday	Sunday	Week	Weekend	Week Day 85%
	Monday	Tuesday	Wednesday							
	2020-11-30	2020-12-01	2020-12-02	2020-12-03	2020-12-04	2020-12-05	2020-12-06	Day Avg	Avg	Avg Speed
0 - 1	*	*	*	*	5	18	20	5	19	37
1 - 2	*	*	*	*	2	5	6	2	5.5	35
2 - 3	*	*	*	*	2	2	7	2	4.5	40
3 - 4	*	*	*	*	1	4	3	1	3.5	44
4 - 5	*	*	*	*	6	2	4	6	3	35
5 - 6	*	*	*	*	6	4	9	6	6.5	32
6 - 7	*	*	*	*	33	10	12	33	11	41
7 - 8	*	*	*	*	90	37	19	90	28	32.5
8 - 9	*	*	*	*	124	60	30	124	45	36
9 - 10	*	*	*	*	95	88	68	95	78	37.7
10 - 11	*	*	*	*	89	113	95	89	104	36.7
11 - 12	*	*	*	*	110	126	112	110	119	36
12 - 13	*	*	*	*	94	139	112	94	125.5	37.5
13 - 14	*	*	*	72	114	126	130	93	128	36.55
14 - 15	*	*	*	79	71	130	206	75	168	32.55
15 - 16	*	*	*	124	100	112	173	112	142.5	35.35
16 - 17	*	*	*	159	105	106	157	132	131.5	35.6
17 - 18	*	*	*	171	154	121	145	162.5	133	36.3
18 - 19	*	*	*	107	129	107	100	118	103.5	36.45
19 - 20	*	*	*	86	87	97	69	86.5	83	37.2
20 - 21	*	*	*	64	46	75	45	55	60	36.5
21 - 22	*	*	*	39	43	63	34	41	48.5	37
22 - 23	*	*	*	24	42	33	21	33	27	38.65
23 - 24	*	*	*	12	17	25	11	14.5	18	38.75
Totals	0	0	0	937	1565	1603	1588			
% of Total	0%	0%	0%	16.46%	27.49%	28.16%	27.89%			

Hour	2020-12-07	to	2020-12-13				Week	Weekend	Week Day 85%	
	Monday	Tuesday	Wednesday	Thrusday	Friday	Saturday				Sunday
	2020-12-07	2020-12-08	2020-12-09	2020-12-10	2020-12-11	2020-12-12	2020-12-13	Day Avg	Avg	Avg Speed
0 - 1	6	4	7	9	7	*	*	6.6	0	40.8
1 - 2	4	*	4	2	*	*	*	3.33	0	35
2 - 3	2	5	4	4	7	*	*	4.4	0	46.6
3 - 4	2	1	1	2	*	*	*	1.5	0	36.75
4 - 5	3	3	2	1	3	*	*	2.4	0	40
5 - 6	10	7	9	12	8	*	*	9.2	0	37.7
6 - 7	37	26	28	29	25	*	*	29	0	37.24
7 - 8	87	86	94	97	103	*	*	93.4	0	30.8
8 - 9	140	158	133	136	138	*	*	141	0	36
9 - 10	109	115	113	88	98	*	*	104.6	0	36.94
10 - 11	97	81	83	98	111	*	*	94	0	37.02
11 - 12	95	101	109	109	90	*	*	100.8	0	37.24
12 - 13	128	130	123	123	*	*	*	126	0	36.42
13 - 14	142	140	141	152	*	*	*	143.75	0	36.83
14 - 15	98	77	119	76	*	*	*	92.5	0	33.17
15 - 16	108	121	129	113	*	*	*	117.75	0	35.1
16 - 17	147	128	159	124	*	*	*	139.5	0	35.33
17 - 18	160	167	170	145	*	*	*	160.5	0	35.78
18 - 19	121	105	118	128	*	*	*	118	0	36.92
19 - 20	62	82	91	76	*	*	*	77.75	0	36.65
20 - 21	55	75	51	46	*	*	*	56.75	0	37.7
21 - 22	31	28	41	44	*	*	*	36	0	37.52
22 - 23	16	17	35	33	*	*	*	25.25	0	38.05
23 - 24	8	10	12	7	*	*	*	9.25	0	40.95
Totals	1668	1667	1776	1654	590	0	0			
% of Total	22.68%	22.66%	24.15%	22.49%	8.02%	0%	0%			

Dec 2020										
Hour	Monday	Tuesday	Wednesday	Thursday	Friday	Saturday	Sunday	Week Day Avg	Weekend Avg	Week Day 85% Avg Speed
0 - 1	6	4	7	9	12	18	20	7.6	19	39.4
1 - 2	4	*	4	2	2	5	6	3	5.5	35
2 - 3	2	5	4	4	9	2	7	4.8	4.5	46.64
3 - 4	2	1	1	2	1	4	3	1.4	3.5	38.2
4 - 5	3	3	2	1	9	2	4	3.6	3	38.2
5 - 6	10	7	9	12	14	4	9	10.4	6.5	37.7
6 - 7	37	26	28	29	58	10	12	35.6	11	37.3
7 - 8	87	86	94	97	193	37	19	111.4	28	31.22
8 - 9	140	158	133	136	262	60	30	165.8	45	36.04
9 - 10	109	115	113	88	193	88	68	123.6	78	36.8
10 - 11	97	81	83	98	200	113	95	111.8	104	37.06
11 - 12	95	101	109	109	200	126	112	122.8	119	36.96
12 - 13	128	130	123	123	94	139	112	119.6	125.5	36.64
13 - 14	142	140	141	224	114	126	130	152.2	128	36.76
14 - 15	98	77	119	155	71	130	206	104	168	32.9
15 - 16	108	121	129	237	100	112	173	139	142.5	35.28
16 - 17	147	128	159	283	105	106	157	164.4	131.5	35.58
17 - 18	160	167	170	316	154	121	145	193.4	133	36.12
18 - 19	121	105	118	235	129	107	100	141.6	103.5	36.56
19 - 20	62	82	91	162	87	97	69	96.8	83	36.64
20 - 21	55	75	51	110	46	75	45	67.4	60	37.4
21 - 22	31	28	41	83	43	63	34	45.2	48.5	37.62
22 - 23	16	17	35	57	42	33	21	33.4	27	37.84
23 - 24	8	10	12	19	17	25	11	13.2	18	40.7
Totals	1668	1667	1776	2591	2155	1603	1588			
% of Total	12.78%	12.78%	13.61%	19.86%	16.52%	12.29%	12.17%			

	2020-11-30	to	2020-12-06							
	Monday	Tuesday	Wednesday	Thursday	Friday	Saturday	Sunday	Week	Weekend	Week Day 85%
Hour	2020-11-30	2020-12-01	2020-12-02	2020-12-03	2020-12-04	2020-12-05	2020-12-06	Day Avg	Avg	Avg Speed
0 - 1	*	*	*	*	34.2	31.17	35.4	34.2	33.28	37
1 - 2	*	*	*	*	33	33.4	31.67	33	32.53	35
2 - 3	*	*	*	*	39.5	43.5	41.71	39.5	42.61	40
3 - 4	*	*	*	*	44	31.75	34	44	32.88	44
4 - 5	*	*	*	*	34.67	29	34.75	34.67	31.88	35
5 - 6	*	*	*	*	30.83	35	30.89	30.83	32.94	32
6 - 7	*	*	*	*	33.82	33.8	29.67	33.82	31.73	41
7 - 8	*	*	*	*	23.87	32.24	32.05	23.87	32.15	32.5
8 - 9	*	*	*	*	30.96	33.47	35	30.96	34.23	36
9 - 10	*	*	*	*	33.44	32.44	33.28	33.44	32.86	37.7
10 - 11	*	*	*	*	32.64	31.59	33.12	32.64	32.35	36.7
11 - 12	*	*	*	*	32.32	31.6	32.7	32.32	32.15	36
12 - 13	*	*	*	*	31.8	32.27	31.13	31.8	31.7	37.5
13 - 14	*	*	*	31.32	31.61	31.83	32.23	31.46	32.03	36.55
14 - 15	*	*	*	27.04	25.96	32.47	31.16	26.5	31.81	32.55
15 - 16	*	*	*	28.73	31.07	31.5	30.97	29.9	31.24	35.35
16 - 17	*	*	*	30.75	32.02	32.31	31.15	31.39	31.73	35.6
17 - 18	*	*	*	31.36	32.96	31.56	31.16	32.16	31.36	36.3
18 - 19	*	*	*	32.64	30.28	33.15	30.38	31.46	31.76	36.45
19 - 20	*	*	*	34.28	31.68	32.21	31.26	32.98	31.73	37.2
20 - 21	*	*	*	32.09	30.83	32.57	31.53	31.46	32.05	36.5
21 - 22	*	*	*	34.28	31.19	32.41	33.79	32.73	33.1	37
22 - 23	*	*	*	35.38	33	35	34.14	34.19	34.57	38.65
23 - 24	*	*	*	35.33	35.94	32	32.73	35.64	32.36	38.75

	2020-12-07	to	2020-12-13									
	Monday	Tuesday	Wednesday	Thursday	Friday	Saturday	Sunday	Week	Weekend	Week Day	85%	
Hour	2020-12-07	2020-12-08	2020-12-09	2020-12-10	2020-12-11	2020-12-12	2020-12-13	Day Avg	Avg	Avg Speed		
0 - 1	31	30.75	33	35.67	40.71	*	*	34.23	0	40.8		
1 - 2	31.5	*	34	34.5	*	*	*	33.33	0	35		
2 - 3	44	35	53.5	35.25	37	*	*	40.95	0	46.6		
3 - 4	42	25	40	33	*	*	*	35	0	36.75		
4 - 5	35	35.33	37	38	36.67	*	*	36.4	0	40		
5 - 6	31.8	33.29	35.67	34.92	31.12	*	*	33.36	0	37.7		
6 - 7	31.51	33.58	31.43	31.21	33.52	*	*	32.25	0	37.24		
7 - 8	22.57	23.5	23.79	24.16	23.32	*	*	23.47	0	30.8		
8 - 9	30.81	31.95	32.31	30.48	31.75	*	*	31.46	0	36		
9 - 10	32.05	31.6	32.38	32.24	32.78	*	*	32.21	0	36.94		
10 - 11	32	32.36	33.24	28.9	31.42	*	*	31.58	0	37.02		
11 - 12	30.45	31.92	32.39	32.13	31.14	*	*	31.61	0	37.24		
12 - 13	30.3	32.15	31.43	32.49	*	*	*	31.59	0	36.42		
13 - 14	31.26	32.71	31.88	31.68	*	*	*	31.88	0	36.83		
14 - 15	26.21	24.7	27.24	25.88	*	*	*	26.01	0	33.17		
15 - 16	30.03	29.96	29.42	29.34	*	*	*	29.69	0	35.1		
16 - 17	31.33	30.94	30.5	29.7	*	*	*	30.62	0	35.33		
17 - 18	32.38	31.23	31.62	30.2	*	*	*	31.36	0	35.78		
18 - 19	31.77	32.95	33.41	32.47	*	*	*	32.65	0	36.92		
19 - 20	32.5	31.57	31.98	32.54	*	*	*	32.15	0	36.65		
20 - 21	33.51	33.48	32.88	33.11	*	*	*	33.25	0	37.7		
21 - 22	34.13	32.79	34.27	31.16	*	*	*	33.09	0	37.52		
22 - 23	33.62	31.53	32.69	34.03	*	*	*	32.97	0	38.05		
23 - 24	40.38	32.3	34.83	38	*	*	*	36.38	0	40.95		

Dec 2020										
Hour	Monday	Tuesday	Wednesday	Thursday	Friday	Saturday	Sunday	Week Day Avg	Weekend Avg	Week Day 85% Avg Speed
0 - 1	31	30.75	33	35.67	38	31.17	35.4	33.68	33.28	39.4
1 - 2	31.5	*	34	34.5	33	33.4	31.67	33.25	32.53	35
2 - 3	44	35	53.5	35.25	37.56	43.5	41.71	41.06	42.61	46.64
3 - 4	42	25	40	33	44	31.75	34	36.8	32.88	38.2
4 - 5	35	35.33	37	38	35.33	29	34.75	36.13	31.88	38.2
5 - 6	31.8	33.29	35.67	34.92	31	35	30.89	33.33	32.94	37.7
6 - 7	31.51	33.58	31.43	31.21	33.69	33.8	29.67	32.28	31.73	37.3
7 - 8	22.57	23.5	23.79	24.16	23.58	32.24	32.05	23.52	32.15	31.22
8 - 9	30.81	31.95	32.31	30.48	31.37	33.47	35	31.38	34.23	36.04
9 - 10	32.05	31.6	32.38	32.24	33.1	32.44	33.28	32.27	32.86	36.8
10 - 11	32	32.36	33.24	28.9	31.97	31.59	33.12	31.69	32.35	37.06
11 - 12	30.45	31.92	32.39	32.13	31.79	31.6	32.7	31.74	32.15	36.96
12 - 13	30.3	32.15	31.43	32.49	31.8	32.27	31.13	31.63	31.7	36.64
13 - 14	31.26	32.71	31.88	31.57	31.61	31.83	32.23	31.8	32.03	36.76
14 - 15	26.21	24.7	27.24	26.47	25.96	32.47	31.16	26.12	31.81	32.9
15 - 16	30.03	29.96	29.42	29.02	31.07	31.5	30.97	29.9	31.24	35.28
16 - 17	31.33	30.94	30.5	30.29	32.02	32.31	31.15	31.02	31.73	35.58
17 - 18	32.38	31.23	31.62	30.83	32.96	31.56	31.16	31.8	31.36	36.12
18 - 19	31.77	32.95	33.41	32.54	30.28	33.15	30.38	32.19	31.76	36.56
19 - 20	32.5	31.57	31.98	33.46	31.68	32.21	31.26	32.24	31.73	36.64
20 - 21	33.51	33.48	32.88	32.52	30.83	32.57	31.53	32.64	32.05	37.4
21 - 22	34.13	32.79	34.27	32.63	31.19	32.41	33.79	33	33.1	37.62
22 - 23	33.62	31.53	32.69	34.6	33	35	34.14	33.09	34.57	37.84
23 - 24	40.38	32.3	34.83	36.32	35.94	32	32.73	35.95	32.36	40.7

	2020-11-30	to	2020-12-06							
	Monday	Tuesday	Wednesday	Thursday	Friday	Saturday	Sunday	Week	Weekend	Week Day 85%
Hour	2020-11-30	2020-12-01	2020-12-02	2020-12-03	2020-12-04	2020-12-05	2020-12-06	Day Avg	Avg	Avg Speed
0 - 1	*	*	*	*	37	34	39	37	36.5	37
1 - 2	*	*	*	*	35	35.7	35	35	35.35	35
2 - 3	*	*	*	*	40	49	43	40	46	40
3 - 4	*	*	*	*	44	33	41	44	37	44
4 - 5	*	*	*	*	35	30	37	35	33.5	35
5 - 6	*	*	*	*	32	36	33	32	34.5	32
6 - 7	*	*	*	*	41	36	34	41	35	41
7 - 8	*	*	*	*	32.5	36	36	32.5	36	32.5
8 - 9	*	*	*	*	36	38.3	40.3	36	39.3	36
9 - 10	*	*	*	*	37.7	38	38.2	37.7	38.1	37.7
10 - 11	*	*	*	*	36.7	35.6	38.5	36.7	37.05	36.7
11 - 12	*	*	*	*	36	36.3	37	36	36.65	36
12 - 13	*	*	*	*	37.5	36.8	36.7	37.5	36.75	37.5
13 - 14	*	*	*	36.7	36.4	36.7	35.7	36.55	36.2	36.55
14 - 15	*	*	*	32.8	32.3	36.3	36.3	32.55	36.3	32.55
15 - 16	*	*	*	34.7	36	37.2	35.8	35.35	36.5	35.35
16 - 17	*	*	*	35.7	35.5	36.7	35.5	35.6	36.1	35.6
17 - 18	*	*	*	35.6	37	35.9	35.6	36.3	35.75	36.3
18 - 19	*	*	*	38.3	34.6	37.8	36.2	36.45	37	36.45
19 - 20	*	*	*	38.6	35.8	37.5	37.1	37.2	37.3	37.2
20 - 21	*	*	*	36.7	36.3	38.5	37.4	36.5	37.95	36.5
21 - 22	*	*	*	38	36	38.5	40	37	39.25	37
22 - 23	*	*	*	40.5	36.8	41	39.5	38.65	40.25	38.65
23 - 24	*	*	*	37.5	40	39	37	38.75	38	38.75

Hour	2020-12-07	to	2020-12-13							Week Day Avg	Weekend Avg	Week Day 85% Avg Speed
	Monday	Tuesday	Wednesday	Thursday	Friday	Saturday	Sunday					
	2020-12-07	2020-12-08	2020-12-09	2020-12-10	2020-12-11	2020-12-12	2020-12-13					
0 - 1	36	39	39	43	47	*	*	40.8	0	40.8		
1 - 2	30	*	36	39	*	*	*	35	0	35		
2 - 3	48	39.5	68	38	39.5	*	*	46.6	0	46.6		
3 - 4	44	25	40	38	*	*	*	36.75	0	36.75		
4 - 5	37	42	37	38	46	*	*	40	0	40		
5 - 6	37	39	37.5	40	35	*	*	37.7	0	37.7		
6 - 7	37	37.5	36	36	39.7	*	*	37.24	0	37.24		
7 - 8	30.3	32	30.7	31	30	*	*	30.8	0	30.8		
8 - 9	36.2	36.4	36.7	35	35.7	*	*	36	0	36		
9 - 10	35.9	36.3	36.8	37	38.7	*	*	36.94	0	36.94		
10 - 11	37.2	39	37.9	35	36	*	*	37.02	0	37.02		
11 - 12	35.3	37.2	38.3	37.4	38	*	*	37.24	0	37.24		
12 - 13	35.6	37	36	37.1	*	*	*	36.42	0	36.42		
13 - 14	36.3	37.3	37.2	36.5	*	*	*	36.83	0	36.83		
14 - 15	31.9	32	35	33.8	*	*	*	33.17	0	33.17		
15 - 16	35.4	35.3	34.9	34.8	*	*	*	35.1	0	35.1		
16 - 17	36	35.9	35.4	34	*	*	*	35.33	0	35.33		
17 - 18	35.8	36.4	35.9	35	*	*	*	35.78	0	35.78		
18 - 19	37	36.6	36.9	37.2	*	*	*	36.92	0	36.92		
19 - 20	36	36.7	36.7	37.2	*	*	*	36.65	0	36.65		
20 - 21	39	38.2	36.6	37	*	*	*	37.7	0	37.7		
21 - 22	38.5	38	38.8	34.8	*	*	*	37.52	0	37.52		
22 - 23	38	36	38.2	40	*	*	*	38.05	0	38.05		
23 - 24	49	36	39	39.8	*	*	*	40.95	0	40.95		

Dec 2020										
Hour	Monday	Tuesday	Wednesday	Thursday	Friday	Saturday	Sunday	Week Day Avg	Weekend Avg	Week Day 85% Avg Speed
0 - 1	36	39	39	43	40	34	39	39.4	36.5	39.4
1 - 2	30	*	36	39	35	35.7	35	35	35.35	35
2 - 3	48	39.5	68	38	39.7	49	43	46.64	46	46.64
3 - 4	44	25	40	38	44	33	41	38.2	37	38.2
4 - 5	37	42	37	38	37	30	37	38.2	33.5	38.2
5 - 6	37	39	37.5	40	35	36	33	37.7	34.5	37.7
6 - 7	37	37.5	36	36	40	36	34	37.3	35	37.3
7 - 8	30.3	32	30.7	31	32.1	36	36	31.22	36	31.22
8 - 9	36.2	36.4	36.7	35	35.9	38.3	40.3	36.04	39.3	36.04
9 - 10	35.9	36.3	36.8	37	38	38	38.2	36.8	38.1	36.8
10 - 11	37.2	39	37.9	35	36.2	35.6	38.5	37.06	37.05	37.06
11 - 12	35.3	37.2	38.3	37.4	36.6	36.3	37	36.96	36.65	36.96
12 - 13	35.6	37	36	37.1	37.5	36.8	36.7	36.64	36.75	36.64
13 - 14	36.3	37.3	37.2	36.6	36.4	36.7	35.7	36.76	36.2	36.76
14 - 15	31.9	32	35	33.3	32.3	36.3	36.3	32.9	36.3	32.9
15 - 16	35.4	35.3	34.9	34.8	36	37.2	35.8	35.28	36.5	35.28
16 - 17	36	35.9	35.4	35.1	35.5	36.7	35.5	35.58	36.1	35.58
17 - 18	35.8	36.4	35.9	35.5	37	35.9	35.6	36.12	35.75	36.12
18 - 19	37	36.6	36.9	37.7	34.6	37.8	36.2	36.56	37	36.56
19 - 20	36	36.7	36.7	38	35.8	37.5	37.1	36.64	37.3	36.64
20 - 21	39	38.2	36.6	36.9	36.3	38.5	37.4	37.4	37.95	37.4
21 - 22	38.5	38	38.8	36.8	36	38.5	40	37.62	39.25	37.62
22 - 23	38	36	38.2	40.2	36.8	41	39.5	37.84	40.25	37.84
23 - 24	49	36	39	39.5	40	39	37	40.7	38	40.7

Starting Hour	Count	Average Speed of all Traffic	Violator Counts	Average Speed of Violators
00:00:00	76	34.0	71	34.9
01:00:00	23	32.8	23	32.8
02:00:00	33	40.5	33	40.5
03:00:00	14	34.9	12	36.6
04:00:00	24	34.9	24	34.9
05:00:00	65	33.0	60	34.0
06:00:00	200	32.4	177	33.6
07:00:00	613	24.3	245	31.8
08:00:00	919	31.6	815	32.8
09:00:00	774	32.5	706	33.4
10:00:00	767	31.8	671	33.2
11:00:00	852	31.9	751	33.2
12:00:00	849	31.7	742	33.0
13:00:00	1017	31.8	920	32.8
14:00:00	856	28.4	574	32.4
15:00:00	980	30.1	780	32.3
16:00:00	1085	31.0	934	32.4
17:00:00	1233	31.6	1105	32.6
18:00:00	915	32.1	831	33.1
19:00:00	650	32.3	580	33.4
20:00:00	457	32.6	409	33.8
21:00:00	323	32.9	296	33.8
22:00:00	221	33.7	202	34.6
23:00:00	102	34.6	95	35.4

Merged Histogram		from Thu-Dec-03-2020-01-00-PM to Fri-Dec-11-2020-11-59-AM																											
Date	Starting Hr:min	<15	15 to <20	20 to <25	25 to <30	30 to <35	35 to <40	40 to <45	45 to <50	50 to <55	55 to <60	60 to <65	65 to <70	70 to <75	75 to <80	80 to <85	85 to <90	90 to <95	95 to >100	Total Counts	85pct Speed	10MPH Pace	% in pace	# of Speeders	% Speeders	VEH_SM	VEH_MED	VEH_LG	
12/3/2020	00:00	*	*	*	*	*	*	*	*	*	*	*	*	*	*	*	*	*	*	*	*	*	*	*	*	*	*	*	*
12/3/2020	01:00	*	*	*	*	*	*	*	*	*	*	*	*	*	*	*	*	*	*	*	*	*	*	*	*	*	*	*	*
12/3/2020	02:00	*	*	*	*	*	*	*	*	*	*	*	*	*	*	*	*	*	*	*	*	*	*	*	*	*	*	*	*
12/3/2020	03:00	*	*	*	*	*	*	*	*	*	*	*	*	*	*	*	*	*	*	*	*	*	*	*	*	*	*	*	*
12/3/2020	04:00	*	*	*	*	*	*	*	*	*	*	*	*	*	*	*	*	*	*	*	*	*	*	*	*	*	*	*	*
12/3/2020	05:00	*	*	*	*	*	*	*	*	*	*	*	*	*	*	*	*	*	*	*	*	*	*	*	*	*	*	*	*
12/3/2020	06:00	*	*	*	*	*	*	*	*	*	*	*	*	*	*	*	*	*	*	*	*	*	*	*	*	*	*	*	*
12/3/2020	07:00	*	*	*	*	*	*	*	*	*	*	*	*	*	*	*	*	*	*	*	*	*	*	*	*	*	*	*	*
12/3/2020	08:00	*	*	*	*	*	*	*	*	*	*	*	*	*	*	*	*	*	*	*	*	*	*	*	*	*	*	*	*
12/3/2020	09:00	*	*	*	*	*	*	*	*	*	*	*	*	*	*	*	*	*	*	*	*	*	*	*	*	*	*	*	*
12/3/2020	10:00	*	*	*	*	*	*	*	*	*	*	*	*	*	*	*	*	*	*	*	*	*	*	*	*	*	*	*	*
12/3/2020	11:00	*	*	*	*	*	*	*	*	*	*	*	*	*	*	*	*	*	*	*	*	*	*	*	*	*	*	*	*
12/3/2020	12:00	*	*	*	*	*	*	*	*	*	*	*	*	*	*	*	*	*	*	*	*	*	*	*	*	*	*	*	*
12/3/2020	13:00	1	1	7	23	25	11	4	0	0	0	0	0	0	0	0	0	0	0	72	36.7	26 to 36	69.4	63	87.5	3	67	2	
12/3/2020	14:00	3	15	18	18	18	4	1	1	0	0	0	1	0	0	0	0	0	0	79	32.8	23 to 33	54.4	43	54.4	0	75	4	
12/3/2020	15:00	1	12	26	32	36	16	1	0	0	0	0	0	0	0	0	0	0	0	124	34.7	25 to 35	61.3	85	68.5	1	115	8	
12/3/2020	16:00	2	6	20	43	56	29	3	0	0	0	0	0	0	0	0	0	0	0	159	35.7	27 to 37	70.4	131	82.4	0	153	6	
12/3/2020	17:00	1	3	14	63	56	28	4	2	0	0	0	0	0	0	0	0	0	0	171	35.6	27 to 37	78.9	153	89.5	0	166	5	
12/3/2020	18:00	0	1	4	34	42	19	7	0	0	0	0	0	0	0	0	0	0	0	107	38.3	25 to 35	73.8	102	95.3	0	104	3	
12/3/2020	19:00	0	0	2	16	28	31	9	0	0	0	0	0	0	0	0	0	0	0	86	38.6	32 to 42	75.6	84	97.7	0	86	0	
12/3/2020	20:00	0	1	12	8	27	11	4	1	0	0	0	0	0	0	0	0	0	0	64	36.7	28 to 38	67.2	51	79.7	0	63	1	
12/3/2020	21:00	0	0	1	10	10	16	1	0	0	1	0	0	0	0	0	0	0	0	39	38	29 to 39	76.9	38	97.4	0	39	0	
12/3/2020	22:00	0	0	0	6	7	6	5	0	0	0	0	0	0	0	0	0	0	0	24	40.5	29 to 39	70.8	24	100.0	0	24	0	
12/3/2020	23:00	0	0	0	0	9	2	0	1	0	0	0	0	0	0	0	0	0	0	12	37.5	28 to 38	91.7	12	100.0	0	12	0	
24 Hr Summary		8	39	104	253	314	173	39	5	0	1	0	1	0	0	0	0	0	0	937	37	27 to 37	68.1	786	83.9	4	904	29	

Date	Starting Hr:min	<15	15 to <20	20 to <25	25 to <30	30 to <35	35 to <40	40 to <45	45 to <50	50 to <55	55 to <60	60 to <65	65 to <70	70 to <75	75 to <80	80 to <85	85 to <90	90 to <95	95 to >100	Total Counts	85pct Speed	10MPH Pace	% in pace	# of Speeders	% Speeders	VEH_SM	VEH_MED	VEH_LG
12/4/2020	00:00	0	0	0	1	2	2	0	0	0	0	0	0	0	0	0	0	0	0	5	37	28 to 38	100.0	5	100.0	0	5	0
12/4/2020	01:00	0	0	0	0	2	0	0	0	0	0	0	0	0	0	0	0	0	0	2	35	25 to 35	100.0	2	100.0	0	2	0
12/4/2020	02:00	0	0	0	0	0	2	0	0	0	0	0	0	0	0	0	0	0	0	2	40	30 to 40	100.0	2	100.0	0	2	0
12/4/2020	03:00	0	0	0	0	0	0	1	0	0	0	0	0	0	0	0	0	0	0	1	44	34 to 44	100.0	1	100.0	0	1	0
12/4/2020	04:00	0	0	0	0	5	1	0	0	0	0	0	0	0	0	0	0	0	0	6	35	27 to 37	100.0	6	100.0	0	6	0
12/4/2020	05:00	0	0	1	2	2	1	0	0	0	0	0	0	0	0	0	0	0	0	6	32	22 to 32	83.3	5	83.3	0	6	0
12/4/2020	06:00	0	0	3	9	9	6	4	2	0	0	0	0	0	0	0	0	0	0	33	41	24 to 34	63.6	30	90.9	0	30	3
12/4/2020	07:00	7	28	26	9	11	7	2	0	0	0	0	0	0	0	0	0	0	0	90	32.5	14 to 24	65.6	29	32.2	1	85	4
12/4/2020	08:00	0	3	19	34	44	22	2	0	0	0	0	0	0	0	0	0	0	0	124	36	27 to 37	69.4	102	82.3	1	118	5
12/4/2020	09:00	0	0	3	30	28	26	7	1	0	0	0	0	0	0	0	0	0	0	95	37.7	28 to 38	80.0	92	96.8	0	89	6
12/4/2020	10:00	0	1	3	26	38	18	3	0	0	0	0	0	0	0	0	0	0	0	89	36.7	28 to 38	84.3	85	95.5	0	87	2
12/4/2020	11:00	0	1	6	27	54	20	2	0	0	0	0	0	0	0	0	0	0	0	110	36	27 to 37	80.9	103	93.6	0	108	2
12/4/2020	12:00	1	1	13	22	29	24	3	1	0	0	0	0	0	0	0	0	0	0	94	37.5	27 to 37	68.1	79	84.0	0	89	5
12/4/2020	13:00	0	2	7	34	47	21	3	0	0	0	0	0	0	0	0	0	0	0	114	36.4	27 to 37	78.1	105	92.1	0	110	4
12/4/2020	14:00	10	8	13	18	16	5	1	0	0	0	0	0	0	0	0	0	0	0	71	32.3	22 to 32	54.9	40	56.3	0	68	3
12/4/2020	15:00	0	1	16	28	34	18	2	1	0	0	0	0	0	0	0	0	0	0	100	36	26 to 36	68.0	83	83.0	0	96	4
12/4/2020	16:00	0	1	9	22	51	17	5	0	0	0	0	0	0	0	0	0	0	0	105	35.5	26 to 36	80.0	95	90.5	0	104	1
12/4/2020	17:00	0	0	6	39	66	33	9	1	0	0	0	0	0	0	0	0	0	0	154	37	27 to 37	77.3	148	96.1	0	154	0
12/4/2020	18:00	2	3	14	45	49	16	0	0	0	0	0	0	0	0	0	0	0	0	129	34.6	25 to 35	78.3	110	85.3	0	126	3
12/4/2020	19:00	0	1	9	28	29	18	1	0	1	0	0	0	0	0	0	0	0	0	87	35.8	26 to 36	75.9	77	88.5	1	83	3
12/4/2020	20:00	0	5	3	12	15	9	2	0	0	0	0	0	0	0	0	0	0	0	46	36.3	27 to 37	67.4	38	82.6	0	45	1
12/4/2020	21:00	0	0	6	12	17	8	0	0	0	0	0	0	0	0	0	0	0	0	43	36	25 to 35	74.4	37	86.0	0	43	0
12/4/2020	22:00	0	1	4	6	18	10	3	0	0	0	0	0	0	0	0	0	0	0	42	36.8	28 to 38	78.6	37	88.1	0	41	1
12/4/2020	23:00	0	0	0	2	6	6	2	1	0	0	0	0	0	0	0	0	0	0	17	40	30 to 40	76.5	17	100.0	0	17	0
24 Hr Summary		20	56	161	406	572	290	52	7	1	0	0	0	0	0	0	0	0	0	1565	37	27 to 37	69.8	1328	84.9	3	1515	47

Date	Starting Hr:min	<15	15 to <20	20 to <25	25 to <30	30 to <35	35 to <40	40 to <45	45 to <50	50 to <55	55 to <60	60 to <65	65 to <70	70 to <75	75 to <80	80 to <85	85 to <90	90 to <95	95 to >100	Total Counts	85pct Speed	10MPH Pace	% in pace	# of Speeders	% Speeders	VEH_SM	VEH_MED	VEH_LG
12/5/2020	00:00	0	0	0	7	8	2	1	0	0	0	0	0	0	0	0	0	0	0	18	34	26 to 36	88.9	18	100.0	0	18	0
12/5/2020	01:00	0	0	0	1	1	3	0	0	0	0	0	0	0	0	0	0	0	0	5	35.7	26 to 36	100.0	5	100.0	0	5	0
12/5/2020	02:00	0	0	0	0	0	1	0	1	0	0	0	0	0	0	0	0	0	0	2	49	28 to 38	50.0	2	100.0	0	2	0
12/5/2020	03:00	0	0	1	0	2	1	0	0	0	0	0	0	0	0	0	0	0	0	4	33	23 to 33	75.0	3	75.0	0	4	0
12/5/2020	04:00	0	0	0	2	0	0	0	0	0	0	0	0	0	0	0	0	0	0	2	30	20 to 30	100.0	2	100.0	0	2	0
12/5/2020	05:00	0	0	0	1	1	1	1	0	0	0	0	0	0	0	0	0	0	0	4	36	26 to 36	75.0	4	100.0	0	3	1
12/5/2020	06:00	0	0	0	2	5	3	0	0	0	0	0	0	0	0	0	0	0	0	10	36	27 to 37	90.0	10	100.0	0	10	0
12/5/2020	07:00	1	0	1	5	23	5	2	0	0	0	0	0	0	0	0	0	0	0	37	36	27 to 37	81.1	35	94.6	0	35	2
12/5/2020	08:00	0	0	4	13	22	16	4	1	0	0	0	0	0	0	0	0	0	0	60	38.3	27 to 37	70.0	56	93.3	0	57	3
12/5/2020	09:00	0	0	6	28	31	16	6	1	0	0	0	0	0	0	0	0	0	0	88	38	27 to 37	77.3	82	93.2	1	83	4
12/5/2020	10:00	1	3	7	29	51	16	5	1	0	0	0	0	0	0	0	0	0	0	113	35.6	26 to 36	77.9	102	90.3	1	108	4
12/5/2020	11:00	1	4	11	29	55	22	4	0	0	0	0	0	0	0	0	0	0	0	126	36.3	28 to 38	74.6	110	87.3	0	123	3
12/5/2020	12:00	1	2	9	40	51	28	5	3	0	0	0	0	0	0	0	0	0	0	139	36.8	27 to 37	74.1	127	91.4	0	138	1
12/5/2020	13:00	1	1	13	39	42	20	6	3	0	1	0	0	0	0	0	0	0	0	126	36.7	27 to 37	71.4	111	88.1	0	126	0
12/5/2020	14:00	0	0	9	36	56	21	7	1	0	0	0	0	0	0	0	0	0	0	130	36.3	26 to 36	76.9	121	93.1	0	126	4
12/5/2020	15:00	4	3	6	31	37	25	6	0	0	0	0	0	0	0	0	0	0	0	112	37.2	26 to 36	68.8	99	88.4	0	110	2
12/5/2020	16:00	0	2	7	26	44	18	9	0	0	0	0	0	0	0	0	0	0	0	106	36.7	28 to 38	74.5	97	91.5	0	105	1
12/5/2020	17:00	1	7	6	30	49	24	4	0	0	0	0	0	0	0	0	0	0	0	121	35.9	27 to 37	76.0	107	88.4	0	119	2
12/5/2020	18:00	0	0	5	25	48	23	5	1	0	0	0	0	0	0	0	0	0	0	107	37.8	29 to 39	76.6	102	95.3	0	107	0
12/5/2020	19:00	0	2	10	24	33	23	4	1	0	0	0	0	0	0	0	0	0	0	97	37.5	28 to 38	68.0	85	87.6	0	97	0
12/5/2020	20:00	0	1	6	20	26	17	5	0	0	0	0	0	0	0	0	0	0	0	75	38.5	26 to 36	65.3	68	90.7	0	73	2
12/5/2020	21:00	0	1	5	16	24	14	3	0	0	0	0	0	0	0	0	0	0	0	63	38.5	28 to 38	69.8	57	90.5	0	62	1
12/5/2020	22:00	0	0	3	3	13	8	6	0	0	0	0	0	0	0	0	0	0	0	33	41	29 to 39	69.7	30	90.9	0	33	0
12/5/2020	23:00	0	1	2	7	8	5	2	0	0	0	0	0	0	0	0	0	0	0	25	39	24 to 34	64.0	22	88.0	0	25	0
24 Hr Summary		10	27	111	414	630	312	85	13	0	1	0	0	0	0	0	0	0	0	1603	38	27 to 37	72.1	1455	90.8	2	1571	30

Date	Starting Hr:min	<15	15 to <20	20 to <25	25 to <30	30 to <35	35 to <40	40 to <45	45 to <50	50 to <55	55 to <60	60 to <65	65 to <70	70 to <75	75 to <80	80 to <85	85 to <90	90 to <95	95 to >100	Total Counts	85pct Speed	10MPH Pace	% in pace	# of Speeders	% Speeders	VEH_SM	VEH_MED	VEH_LG
12/6/2020	00:00	0	0	1	1	8	9	1	0	0	0	0	0	0	0	0	0	0	0	20	39	30 to 40	85.0	19	95.0	0	20	0
12/6/2020	01:00	0	0	0	2	3	1	0	0	0	0	0	0	0	0	0	0	0	0	6	35	25 to 35	83.3	6	100.0	0	6	0
12/6/2020	02:00	0	0	0	1	0	2	3	0	0	0	1	0	0	0	0	0	0	0	7	43	33 to 43	71.4	7	100.0	0	7	0
12/6/2020	03:00	0	0	0	1	1	0	1	0	0	0	0	0	0	0	0	0	0	0	3	41	23 to 33	66.7	3	100.0	0	3	0
12/6/2020	04:00	0	0	0	1	1	2	0	0	0	0	0	0	0	0	0	0	0	0	4	37	29 to 39	100.0	4	100.0	0	4	0
12/6/2020	05:00	0	0	1	2	5	1	0	0	0	0	0	0	0	0	0	0	0	0	9	33	23 to 33	88.9	8	88.9	0	9	0
12/6/2020	06:00	0	0	2	5	4	1	0	0	0	0	0	0	0	0	0	0	0	0	12	34	25 to 35	83.3	10	83.3	0	12	0
12/6/2020	07:00	0	0	1	5	9	4	0	0	0	0	0	0	0	0	0	0	0	0	19	36	27 to 37	84.2	18	94.7	0	18	1
12/6/2020	08:00	0	0	1	3	13	8	4	1	0	0	0	0	0	0	0	0	0	0	30	40.3	28 to 38	80.0	29	96.7	0	30	0
12/6/2020	09:00	0	0	6	12	25	21	4	0	0	0	0	0	0	0	0	0	0	0	68	38.2	29 to 39	75.0	62	91.2	0	68	0
12/6/2020	10:00	0	0	7	28	31	21	8	0	0	0	0	0	0	0	0	0	0	0	95	38.5	25 to 35	68.4	88	92.6	0	93	2
12/6/2020	11:00	0	2	5	26	56	15	7	1	0	0	0	0	0	0	0	0	0	0	112	37	26 to 36	75.0	105	93.8	1	109	2
12/6/2020	12:00	3	0	15	31	38	19	5	1	0	0	0	0	0	0	0	0	0	0	112	36.7	26 to 36	67.0	94	83.9	0	112	0
12/6/2020	13:00	0	2	2	42	51	30	3	0	0	0	0	0	0	0	0	0	0	0	130	35.7	27 to 37	86.9	126	96.9	0	128	2
12/6/2020	14:00	1	6	25	56	71	41	4	0	2	0	0	0	0	0	0	0	0	0	206	36.3	27 to 37	69.4	174	84.5	0	205	1
12/6/2020	15:00	0	2	20	61	58	28	4	0	0	0	0	0	0	0	0	0	0	0	173	35.8	27 to 37	74.6	151	87.3	0	171	2
12/6/2020	16:00	0	4	15	45	66	22	4	1	0	0	0	0	0	0	0	0	0	0	157	35.5	26 to 36	74.5	138	87.9	0	154	3
12/6/2020	17:00	0	3	13	48	55	21	5	0	0	0	0	0	0	0	0	0	0	0	145	35.6	26 to 36	75.9	129	89.0	0	144	1
12/6/2020	18:00	0	3	20	30	27	17	3	0	0	0	0	0	0	0	0	0	0	0	100	36.2	23 to 33	63.0	77	77.0	0	100	0
12/6/2020	19:00	0	2	10	16	25	14	1	1	0	0	0	0	0	0	0	0	0	0	69	37.1	28 to 38	69.6	57	82.6	0	68	1
12/6/2020	20:00	1	0	6	12	11	13	2	0	0	0	0	0	0	0	0	0	0	0	45	37.4	28 to 38	73.3	38	84.4	0	45	0
12/6/2020	21:00	0	0	1	11	9	8	5	0	0	0	0	0	0	0	0	0	0	0	34	40	27 to 37	76.5	33	97.1	0	34	0
12/6/2020	22:00	0	0	1	6	5	7	2	0	0	0	0	0	0	0	0	0	0	0	21	39.5	27 to 37	66.7	20	95.2	0	21	0
12/6/2020	23:00	0	0	1	2	4	3	1	0	0	0	0	0	0	0	0	0	0	0	11	37	28 to 38	72.7	10	90.9	0	11	0
24 Hr Summary		5	24	153	447	576	308	67	5	2	0	1	0	0	0	0	0	0	0	1588	37	27 to 37	70.5	1406	88.5	1	1572	15

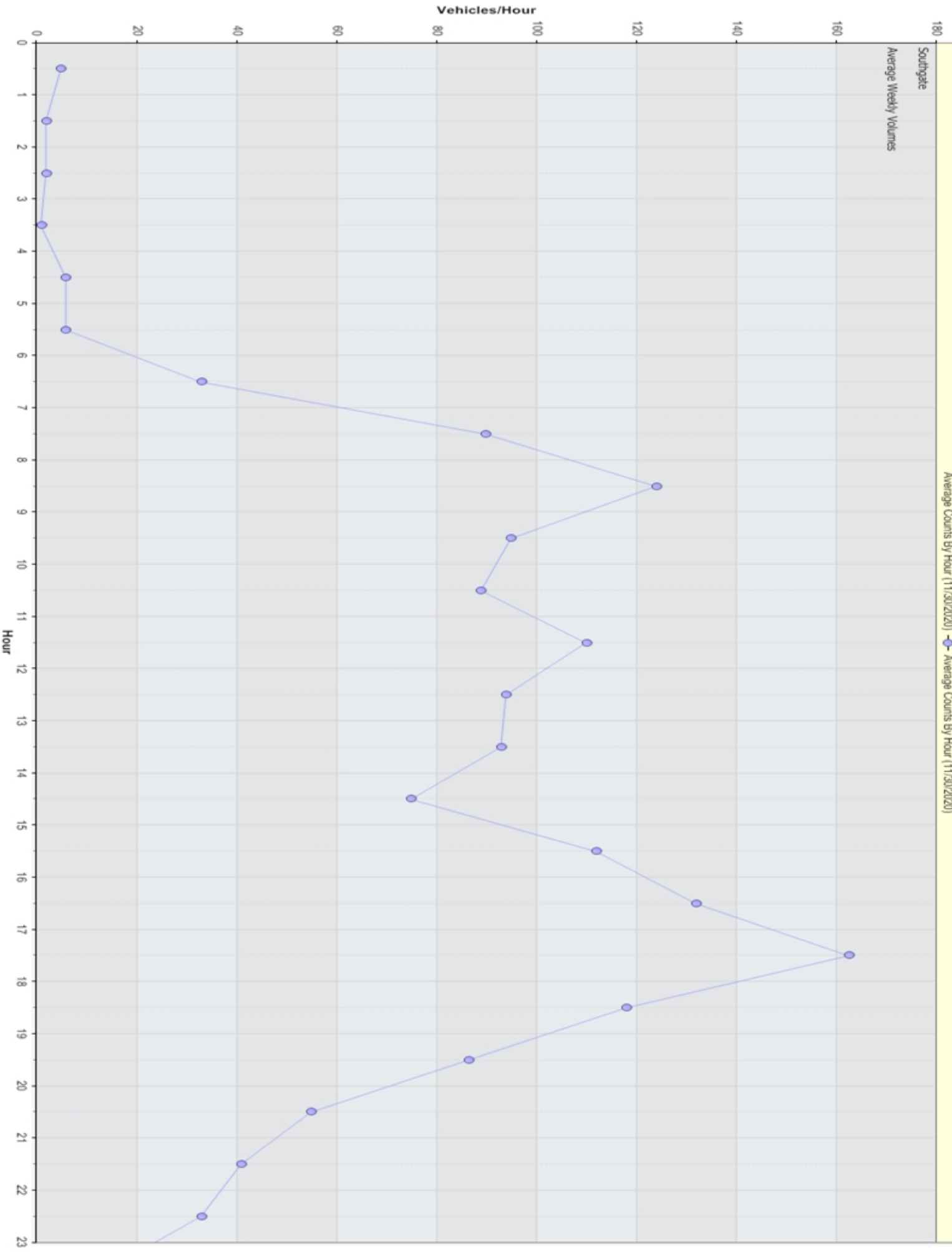
Date	Starting Hr:min	<15	15 to <20	20 to <25	25 to <30	30 to <35	35 to <40	40 to <45	45 to <50	50 to <55	55 to <60	60 to <65	65 to <70	70 to <75	75 to <80	80 to <85	85 to <90	90 to <95	95 to >100	Total Counts	85pct Speed	10MPH Pace	% in pace	# of Speeders	% Speeders	VEH_SM	VEH_MED	VEH_LG
12/7/2020	00:00	0	0	1	2	1	2	0	0	0	0	0	0	0	0	0	0	0	0	6	36	21 to 31	66.7	5	83.3	0	6	0
12/7/2020	01:00	0	0	0	3	0	0	1	0	0	0	0	0	0	0	0	0	0	0	4	30	20 to 30	75.0	4	100.0	0	4	0
12/7/2020	02:00	0	0	0	0	0	1	0	1	0	0	0	0	0	0	0	0	0	0	2	48	38 to 48	100.0	2	100.0	0	2	0
12/7/2020	03:00	0	0	0	0	0	1	1	0	0	0	0	0	0	0	0	0	0	0	2	44	34 to 44	100.0	2	100.0	0	2	0
12/7/2020	04:00	0	0	0	0	1	2	0	0	0	0	0	0	0	0	0	0	0	0	3	37	27 to 37	100.0	3	100.0	0	3	0
12/7/2020	05:00	0	0	1	3	3	3	0	0	0	0	0	0	0	0	0	0	0	0	10	37	23 to 33	60.0	9	90.0	0	10	0
12/7/2020	06:00	0	2	3	11	11	6	4	0	0	0	0	0	0	0	0	0	0	0	37	37	26 to 36	67.6	32	86.5	1	34	2
12/7/2020	07:00	9	31	22	11	11	3	0	0	0	0	0	0	0	0	0	0	0	0	87	30.3	15 to 25	64.4	25	28.7	2	79	6
12/7/2020	08:00	2	5	14	46	45	22	5	1	0	0	0	0	0	0	0	0	0	0	140	36.2	26 to 36	69.3	119	85.0	2	136	2
12/7/2020	09:00	0	1	5	27	54	22	0	0	0	0	0	0	0	0	0	0	0	0	109	35.9	28 to 38	87.2	103	94.5	2	101	6
12/7/2020	10:00	0	0	13	25	33	23	2	1	0	0	0	0	0	0	0	0	0	0	97	37.2	25 to 35	67.0	84	86.6	1	95	1
12/7/2020	11:00	0	2	12	35	30	14	2	0	0	0	0	0	0	0	0	0	0	0	95	35.3	26 to 36	75.8	81	85.3	0	93	2
12/7/2020	12:00	0	9	16	38	41	21	2	1	0	0	0	0	0	0	0	0	0	0	128	35.6	27 to 37	69.5	103	80.5	0	124	4
12/7/2020	13:00	1	1	18	43	48	23	8	0	0	0	0	0	0	0	0	0	0	0	142	36.3	26 to 36	70.4	122	85.9	2	128	12
12/7/2020	14:00	7	10	26	29	22	3	1	0	0	0	0	0	0	0	0	0	0	0	98	31.9	22 to 32	65.3	55	56.1	0	89	9
12/7/2020	15:00	1	8	15	24	42	18	0	0	0	0	0	0	0	0	0	0	0	0	108	35.4	27 to 37	67.6	84	77.8	1	102	5
12/7/2020	16:00	1	2	19	39	58	21	6	1	0	0	0	0	0	0	0	0	0	0	147	36	26 to 36	70.1	125	85.0	0	145	2
12/7/2020	17:00	0	1	6	49	70	24	9	0	1	0	0	0	0	0	0	0	0	0	160	35.8	26 to 36	81.9	153	95.6	2	155	3
12/7/2020	18:00	0	5	6	37	48	19	6	0	0	0	0	0	0	0	0	0	0	0	121	37	27 to 37	74.4	110	90.9	1	118	2
12/7/2020	19:00	0	1	4	14	30	11	2	0	0	0	0	0	0	0	0	0	0	0	62	36	28 to 38	79.0	57	91.9	0	61	1
12/7/2020	20:00	0	0	5	9	24	11	4	2	0	0	0	0	0	0	0	0	0	0	55	39	30 to 40	69.1	50	90.9	0	55	0
12/7/2020	21:00	0	0	1	4	17	6	3	0	0	0	0	0	0	0	0	0	0	0	31	38.5	30 to 40	83.9	30	96.8	0	31	0
12/7/2020	22:00	0	0	3	1	4	7	1	0	0	0	0	0	0	0	0	0	0	0	16	38	28 to 38	68.8	13	81.3	0	16	0
12/7/2020	23:00	0	0	0	0	2	3	1	1	1	0	0	0	0	0	0	0	0	0	8	49	33 to 43	75.0	8	100.0	0	8	0
24 Hr Summary		21	78	190	450	595	266	58	8	2	0	0	0	0	0	0	0	0	0	1668	37	27 to 37	67.6	1379	82.7	14	1597	57

Merged Histogram		Southgate																										from Thu-Dec-03-2020-01-00-PM to Fri-Dec-11-2020-11-59-AM																									
Date	Starting Hr:min	<15	15 to <20	20 to <25	25 to <30	30 to <35	35 to <40	40 to <45	45 to <50	50 to <55	55 to <60	60 to <65	65 to <70	70 to <75	75 to <80	80 to <85	85 to <90	90 to <95	95 to >100	Total Counts	85pct Speed	10MPH Pace	% in pace	# of Speeders	% Speeders	VEH_SM	VEH_MED	VEH_LG																									
12/8/2020	00:00	0	1	0	1	0	1	1	0	0	0	0	0	0	0	0	0	0	0	0	4	39	16 to 26	50.0	3	75.0	0	4	0																								
12/8/2020	01:00	*	*	*	*	*	*	*	*	*	*	*	*	*	*	*	*	*	*	*	*	*	*	*	*	*	*	*	*																								
12/8/2020	02:00	0	0	0	1	2	2	0	0	0	0	0	0	0	0	0	0	0	0	0	5	39.5	30 to 40	100.0	5	100.0	0	5	0																								
12/8/2020	03:00	0	0	1	0	0	0	0	0	0	0	0	0	0	0	0	0	0	0	0	1	25	15 to 25	100.0	*	*	0	1	0																								
12/8/2020	04:00	0	0	0	0	2	0	1	0	0	0	0	0	0	0	0	0	0	0	0	3	42	32 to 42	100.0	3	100.0	0	3	0																								
12/8/2020	05:00	0	1	0	2	0	3	0	1	0	0	0	0	0	0	0	0	0	0	0	7	39	29 to 39	57.1	6	85.7	0	7	0																								
12/8/2020	06:00	0	1	1	4	10	9	1	0	0	0	0	0	0	0	0	0	0	0	0	26	37.5	29 to 39	84.6	24	92.3	0	23	3																								
12/8/2020	07:00	11	23	25	8	14	5	0	0	0	0	0	0	0	0	0	0	0	0	0	86	32	14 to 24	62.8	27	31.4	1	81	4																								
12/8/2020	08:00	0	0	16	43	65	30	3	0	1	0	0	0	0	0	0	0	0	0	0	158	36.4	28 to 38	75.9	142	89.9	3	150	5																								
12/8/2020	09:00	0	0	16	29	44	22	3	0	1	0	0	0	0	0	0	0	0	0	0	115	36.3	28 to 38	71.3	99	86.1	3	103	9																								
12/8/2020	10:00	0	1	9	23	25	14	8	1	0	0	0	0	0	0	0	0	0	0	0	81	39	24 to 34	65.4	71	87.7	0	78	3																								
12/8/2020	11:00	0	1	13	23	37	23	3	1	0	0	0	0	0	0	0	0	0	0	0	101	37.2	28 to 38	70.3	87	86.1	2	90	9																								
12/8/2020	12:00	3	0	9	30	52	30	6	0	0	0	0	0	0	0	0	0	0	0	0	130	37	27 to 37	72.3	118	90.8	2	120	8																								
12/8/2020	13:00	0	0	9	36	56	32	7	0	0	0	0	0	0	0	0	0	0	0	0	140	37.3	27 to 37	74.3	131	93.6	2	134	4																								
12/8/2020	14:00	10	17	13	21	8	6	2	0	0	0	0	0	0	0	0	0	0	0	0	77	32	20 to 30	48.1	37	48.1	0	71	6																								
12/8/2020	15:00	1	7	21	32	40	14	6	0	0	0	0	0	0	0	0	0	0	0	0	121	35.3	26 to 36	65.3	92	76.0	0	118	3																								
12/8/2020	16:00	0	2	15	48	34	25	4	0	0	0	0	0	0	0	0	0	0	0	0	128	35.9	27 to 37	74.2	111	86.7	1	124	3																								
12/8/2020	17:00	1	2	16	57	53	29	9	0	0	0	0	0	0	0	0	0	0	0	0	167	36.4	26 to 36	71.9	148	88.6	1	164	2																								
12/8/2020	18:00	0	1	6	15	57	21	4	1	0	0	0	0	0	0	0	0	0	0	0	105	36.6	27 to 37	80.0	98	93.3	1	98	6																								
12/8/2020	19:00	0	3	10	22	24	19	4	0	0	0	0	0	0	0	0	0	0	0	0	82	36.7	27 to 37	73.2	69	84.1	0	81	1																								
12/8/2020	20:00	0	0	3	15	31	23	2	1	0	0	0	0	0	0	0	0	0	0	0	75	38.2	30 to 40	74.7	72	96.0	0	73	2																								
12/8/2020	21:00	0	1	2	8	6	11	0	0	0	0	0	0	0	0	0	0	0	0	0	28	38	28 to 38	75.0	25	89.3	0	28	0																								
12/8/2020	22:00	0	1	1	5	5	4	1	0	0	0	0	0	0	0	0	0	0	0	0	17	36	26 to 36	70.6	15	88.2	0	16	1																								
12/8/2020	23:00	0	0	1	5	1	1	2	0	0	0	0	0	0	0	0	0	0	0	0	10	36	26 to 36	70.0	9	90.0	0	10	0																								
24 Hr Summary		26	62	187	428	566	324	67	5	2	0	0	0	0	0	0	0	0	0	0	1667	37	27 to 37	67.1	1392	83.5	16	1582	69																								

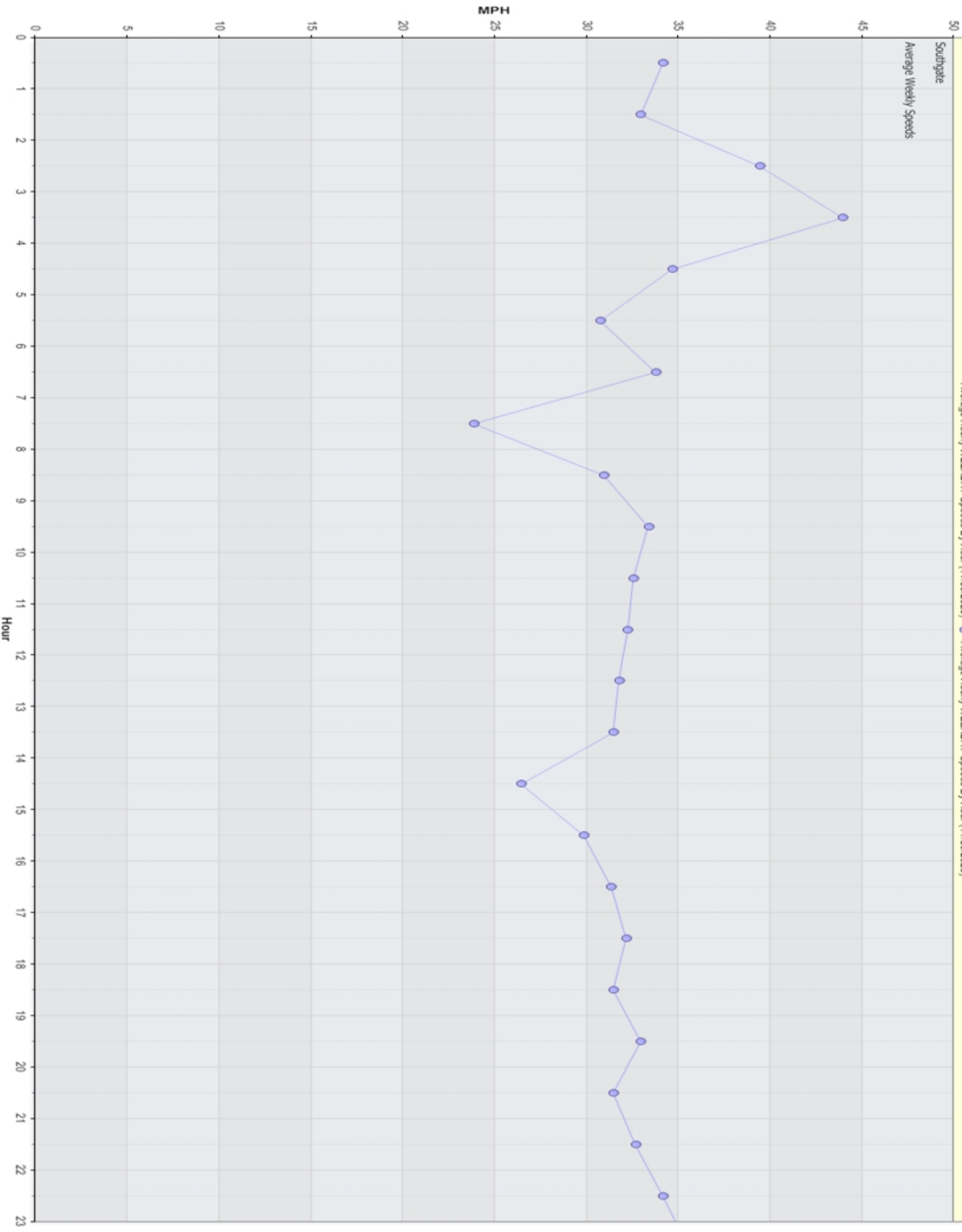
Date	Starting Hr:min	<15	15 to <20	20 to <25	25 to <30	30 to <35	35 to <40	40 to <45	45 to <50	50 to <55	55 to <60	60 to <65	65 to <70	70 to <75	75 to <80	80 to <85	85 to <90	90 to <95	95 to >100	Total Counts	85pct Speed	10MPH Pace	% in pace	# of Speeders	% Speeders	VEH_SM	VEH_MED	VEH_LG
12/9/2020	00:00	0	0	1	1	2	2	1	0	0	0	0	0	0	0	0	0	0	0	7	39	29 to 39	71.4	6	85.7	0	7	0
12/9/2020	01:00	0	0	0	1	1	1	1	0	0	0	0	0	0	0	0	0	0	0	4	36	26 to 36	75.0	4	100.0	0	4	0
12/9/2020	02:00	0	0	0	0	1	0	1	0	0	0	0	2	0	0	0	0	0	0	4	68	33 to 43	50.0	4	100.0	0	3	1
12/9/2020	03:00	0	0	0	0	0	1	0	0	0	0	0	0	0	0	0	0	0	0	1	40	30 to 40	100.0	1	100.0	0	1	0
12/9/2020	04:00	0	0	0	0	0	2	0	0	0	0	0	0	0	0	0	0	0	0	2	37	27 to 37	100.0	2	100.0	0	2	0
12/9/2020	05:00	0	0	0	1	1	7	0	0	0	0	0	0	0	0	0	0	0	0	9	37.5	28 to 38	100.0	9	100.0	1	8	0
12/9/2020	06:00	0	0	3	11	8	6	0	0	0	0	0	0	0	0	0	0	0	0	28	36	28 to 38	85.7	25	89.3	0	25	3
12/9/2020	07:00	10	27	16	25	13	2	1	0	0	0	0	0	0	0	0	0	0	0	94	30.7	19 to 29	53.2	41	43.6	0	88	6
12/9/2020	08:00	0	3	6	41	50	25	8	0	0	0	0	0	0	0	0	0	0	0	133	36.7	27 to 37	78.2	124	93.2	1	126	6
12/9/2020	09:00	2	0	10	23	42	31	5	0	0	0	0	0	0	0	0	0	0	0	113	36.8	28 to 38	74.3	101	89.4	0	106	7
12/9/2020	10:00	0	1	4	18	34	22	4	0	0	0	0	0	0	0	0	0	0	0	83	37.9	28 to 38	73.5	78	94.0	1	81	1
12/9/2020	11:00	0	4	6	30	38	21	10	0	0	0	0	0	0	0	0	0	0	0	109	38.3	26 to 36	68.8	99	90.8	0	106	3
12/9/2020	12:00	0	2	14	34	49	22	2	0	0	0	0	0	0	0	0	0	0	0	123	36	27 to 37	74.8	107	87.0	2	116	5
12/9/2020	13:00	0	4	10	40	52	28	7	0	0	0	0	0	0	0	0	0	0	0	141	37.2	28 to 38	72.3	127	90.1	0	135	6
12/9/2020	14:00	8	15	26	29	23	14	2	2	0	0	0	0	0	0	0	0	0	0	119	35	22 to 32	53.8	70	58.8	1	110	8
12/9/2020	15:00	0	9	19	48	35	16	2	0	0	0	0	0	0	0	0	0	0	0	129	34.9	25 to 35	69.0	101	78.3	0	128	1
12/9/2020	16:00	1	2	18	59	51	27	1	0	0	0	0	0	0	0	0	0	0	0	159	35.4	26 to 36	75.5	138	86.8	0	156	3
12/9/2020	17:00	0	1	14	55	66	28	7	0	0	0	0	0	0	0	0	0	0	0	171	35.9	26 to 36	76.6	156	91.2	0	168	3
12/9/2020	18:00	0	1	5	24	50	34	1	1	1	0	0	0	0	0	0	0	0	0	117	36.9	28 to 38	81.2	111	94.9	1	114	2
12/9/2020	19:00	0	1	10	26	29	19	6	0	0	0	0	0	0	0	0	0	0	0	91	36.7	27 to 37	70.3	80	87.9	0	89	2
12/9/2020	20:00	0	0	1	17	17	13	2	1	0	0	0	0	0	0	0	0	0	0	51	36.6	27 to 37	82.4	50	98.0	0	51	0
12/9/2020	21:00	0	0	2	7	13	15	4	0	0	0	0	0	0	0	0	0	0	0	41	38.8	29 to 39	73.2	39	95.1	0	41	0
12/9/2020	22:00	0	0	2	12	7	13	1	0	0	0	0	0	0	0	0	0	0	0	35	38.2	27 to 37	71.4	33	94.3	0	35	0
12/9/2020	23:00	0	0	2	1	0	8	1	0	0	0	0	0	0	0	0	0	0	0	12	39	30 to 40	75.0	10	83.3	0	12	0
24 Hr Summary		21	70	169	503	582	357	67	4	1	0	0	2	0	0	0	0	0	0	1776	37	27 to 37	68.9	1516	85.4	7	1712	57

Date	Starting Hr:min	<15	15 to <20	20 to <25	25 to <30	30 to <35	35 to <40	40 to <45	45 to <50	50 to <55	55 to <60	60 to <65	65 to <70	70 to <75	75 to <80	80 to <85	85 to <90	90 to <95	95 to >100	Total Counts	85pct Speed	10MPH Pace	% in pace	# of Speeders	% Speeders	VEH_SM	VEH_MED	VEH_LG
12/10/2020	00:00	0	0	1	2	1	2	3	0	0	0	0	0	0	0	0	0	0	0	9	43	35 to 45	55.6	8	88.9	0	9	0
12/10/2020	01:00	0	0	0	1	0	1	0	0	0	0	0	0	0	0	0	0	0	0	2	39	29 to 39	100.0	2	100.0	0	2	0
12/10/2020	02:00	0	0	0	0	2	2	0	0	0	0	0	0	0	0	0	0	0	0	4	38	30 to 40	100.0	4	100.0	0	4	0
12/10/2020	03:00	0	0	0	1	0	1	0	0	0	0	0	0	0	0	0	0	0	0	2	38	28 to 38	100.0	2	100.0	0	2	0
12/10/2020	04:00	0	0	0	0	0	1	0	0	0	0	0	0	0	0	0	0	0	0	1	38	28 to 38	100.0	1	100.0	0	1	0
12/10/2020	05:00	0	0	0	2	4	4	2	0	0	0	0	0	0	0	0	0	0	0	12	40	32 to 42	83.3	12	100.0	0	10	2
12/10/2020	06:00	0	0	6	7	10	5	1	0	0	0	0	0	0	0	0	0	0	0	29	36	26 to 36	65.5	23	79.3	0	24	5
12/10/2020	07:00	5	25	31	19	10	7	0	0	0	0	0	0	0	0	0	0	0	0	97	31	17 to 27	64.9	36	37.1	1	91	5
12/10/2020	08:00	1	5	10	52	48	16	4	0	0	0	0	0	0	0	0	0	0	0	136	35	25 to 35	77.2	120	88.2	1	132	3
12/10/2020	09:00	0	3	8	20	32	20	5	0	0	0	0	0	0	0	0	0	0	0	88	37	27 to 37	71.6	77	87.5	1	80	7
12/10/2020	10:00	3	11	16	26	27	9	4	2	0	0	0	0	0	0	0	0	0	0	98	35	24 to 34	58.2	68	69.4	1	92	5
12/10/2020	11:00	1	2	13	22	43	19	6	3	0	0	0	0	0	0	0	0	0	0	109	37.4	28 to 38	68.8	93	85.3	0	102	7
12/10/2020	12:00	0	3	6	26	58	26	3	1	0	0	0	0	0	0	0	0	0	0	123	37.1	29 to 39	77.2	114	92.7	0	120	3
12/10/2020	13:00	0	2	15	47	52	27	6	3	0	0	0	0	0	0	0	0	0	0	152	36.5	26 to 36	71.7	135	88.8	0	148	4
12/10/2020	14:00	8	10	24	11	15	6	1	0	1	0	0	0	0	0	0	0	0	0	76	33.8	18 to 28	51.3	34	44.7	1	66	9
12/10/2020	15:00	2	9	17	36	33	13	3	0	0	0	0	0	0	0	0	0	0	0	113	34.8	24 to 34	64.6	85	75.2	2	108	3
12/10/2020	16:00	1	5	19	41	47	10	1	0	0	0	0	0	0	0	0	0	0	0	124	34	25 to 35	75.8	99	79.8	1	120	3
12/10/2020	17:00	1	7	25	40	50	19	3	0	0	0	0	0	0	0	0	0	0	0	145	35	25 to 35	69.7	112	77.2	0	142	3
12/10/2020	18:00	0	1	7	37	47	31	4	0	1	0	0	0	0	0	0	0	0	0	128	37.2	27 to 37	75.8	120	93.8	1	123	4
12/10/2020	19:00	0	1	4	19	33	16	3	0	0	0	0	0	0	0	0	0	0	0	76	37.2	28 to 38	84.2	71	93.4	1	75	0
12/10/2020	20:00	1	1	2	6	19	14	3	0	0	0	0	0	0	0	0	0	0	0	46	37	29 to 39	78.3	42	91.3	0	44	2
12/10/2020	21:00	0	1	6	8	23	5	0	0	0	1	0	0	0	0	0	0	0	0	44	34.8	28 to 38	79.5	37	84.1	0	43	1
12/10/2020	22:00	0	0	3	8	7	10	5	0	0	0	0	0	0	0	0	0	0	0	33	40	30 to 40	60.6	30	90.9	0	33	0
12/10/2020	23:00	0	0	0	1	0	6	0	0	0	0	0	0	0	0	0	0	0	0	7	39.8	30 to 40	100.0	7	100.0	0	7	0
24 Hr Summary		23	86	213	432	561	270	57	9	2	1	0	0	0	0	0	0	0	0	1654	37	27 to 37	65.1	1332	80.5	10	1578	66

Date	Starting Hr:min	<15	15 to <20	20 to <25	25 to <30	30 to <35	35 to <40	40 to <45	45 to <50	50 to <55	55 to <60	60 to <65	65 to <70	70 to <75	75 to <80	80 to <85	85 to <90	90 to <95	95 to >100	Total Counts	85pct Speed	10MPH Pace	% in pace	# of Speeders	% Speeders	VEH_SM	VEH_MED	VEH_LG
12/11/2020	00:00	0	0	0	1	0	4	0	1	0	1	0	0	0	0	0	0	0	0	7	47	37 to 47	71.4	7	100.0	0	7	0
12/11/2020	01:00	*	*	*	*	*	*	*	*	*	*	*	*	*	*	*	*	*	*	*	*	*	*	*	*	*	*	*
12/11/2020	02:00	0	0	0	0	2	5	0	0	0	0	0	0	0	0	0	0	0	0	7	39.5	30 to 40	100.0	7	100.0	0	7	0
12/11/2020	03:00	*	*	*	*	*	*	*	*	*	*	*	*	*	*	*	*	*	*	*	*	*	*	*	*	*	*	*
12/11/2020	04:00	0	0	0	1	1	0	0	1	0	0	0	0	0	0	0	0	0	0	3	46	25 to 35	66.7	3	100.0	0	3	0
12/11/2020	05:00	1	0	0	1	5	0	1	0	0	0	0	0	0	0	0	0	0	0	8	35	25 to 35	75.0	7	87.5	0	8	0
12/11/2020	06:00	0	0	2	8	6	6	1	2	0	0	0	0	0	0	0	0	0	0	25	39.7	24 to 34	64.0	23	92.0	0	24	1
12/11/2020	07:00	11	34	24	19	8	5	2	0	0	0	0	0	0	0	0	0	0	0	103	30	15 to 25	62.1	34	33.0	0	95	8
12/11/2020	08:00	0	4	11	38	56	23	4	2	0	0	0	0	0	0	0	0	0	0	138	35.7	26 to 36	76.1	123	89.1	1	131	6
12/11/2020	09:00	0	2	6	29	30	21	9	1	0	0	0	0	0	0	0	0	0	0	98	38.7	27 to 37	68.4	90	91.8	1	89	8
12/11/2020	10:00	1	2	13	31	43	14	7	0	0	0	0	0	0	0	0	0	0	0	111	36	24 to 34	73.9	95	85.6	1	103	7
12/11/2020	11:00	2	9	6	27	26	10	9	1	0	0	0	0	0	0	0	0	0	0	90	38	25 to 35	63.3	73	81.1	1	84	5
24 Hr Summary		15	51	62	155	177	88	33	8	0	1	0	0	0	0	0	0	0	0	590	37	27 to 37	65.1	462	78.3	4	551	35



Merged Average Hourly WEEKDAY Speeds for Week of 11/30/2020
Average Hourly WEEKDAY Speeds By Hour (11/30/2020)



Merged: Daily Volume for Week of 11/30/2020
Daily Vehicle Counts

